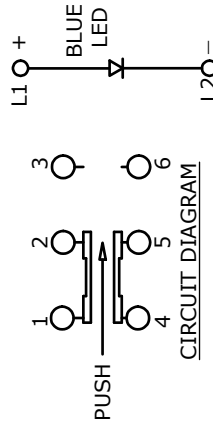
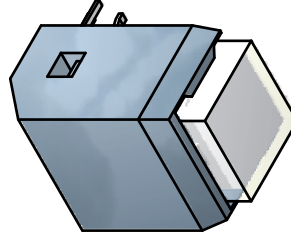
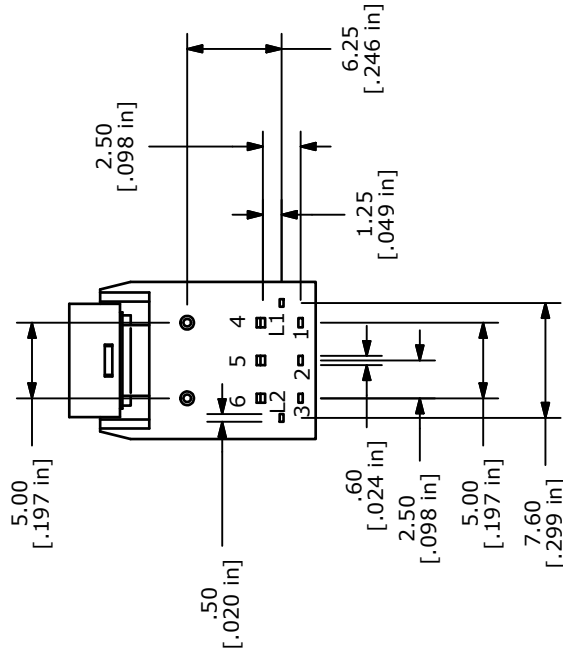
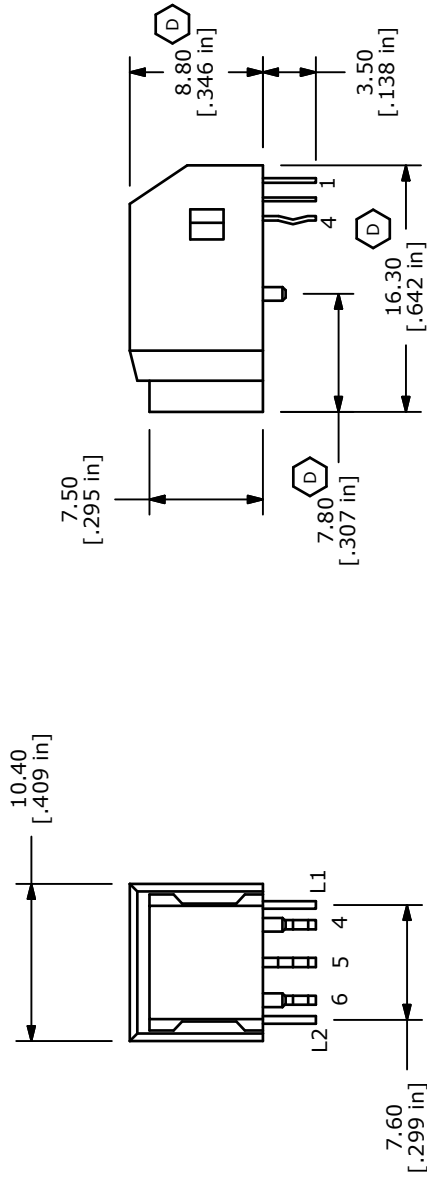


PCB LAYOUT



NOTES:

1. ALL DIMENSIONS IN MM [INCH]
2. GENERAL TOLERANCE: X.X = ±0.4 X.XX = ±0.25
3. TERMINAL NUMBERS FOR REF ONLY
4. CONTACT RATING: CURRENT: 100mA VOLTAGE: 30 VDC
5. OPERATING LIFE: 50,000 MAKE-AND-BREAK CYCLES
6. INSULATION RESISTANCE: 500VDC, 100M OHM. MIN.
7. OPERATING FORCE: 250gf ± 100 GRAMS
8. OPERATING TEMP.: -20°C to 70°C
- ▲ 9. TRAVEL: MOMENTARY 1.50 ± 0.3mm FULL TRAVEL
10. CONTACT RESISTANCE: 50 m OHM. MAX.
11. ▲ DENOTES CRITICAL PARAMETER.
12. 2002/95/EC (ROHS) COMPLIANT
- ▲ 13. LED COLOR: BLUE



LED SPECS	UNITS	BLUE
FORWARD CURRENT	mA	5
FORWARD VOLTAGE @20mA	V	2.9-4.0
LUMINOUS INTENSITY @ 10mA	MCD	9 @ 5mA

REV	PCR NO	DESCRIPTION	DATE	BY
D	19603	DRAWING UPDATE	1/19/11	BGL
C	19513	CORRECT DIM / UPDATE DRAWING	12/10/10	BMA
B	19100	revised to crimped terminals	5/25/10	rc
A	18670	RELEASE FOR PRODUCTION	10/16/09	BLR



TITLE LP40A1RBATB

SCALE	2 = 1	DATE	10/16/2009	DR	BLR	DWG	B240033	REV	D
-------	-------	------	------------	----	-----	-----	---------	-----	---

THE INFORMATION CONTAINED IN THIS DOCUMENT IS PROPRIETARY TO E-SWITCH AND IS NOT TO BE COPIED OR TRANSFERRED