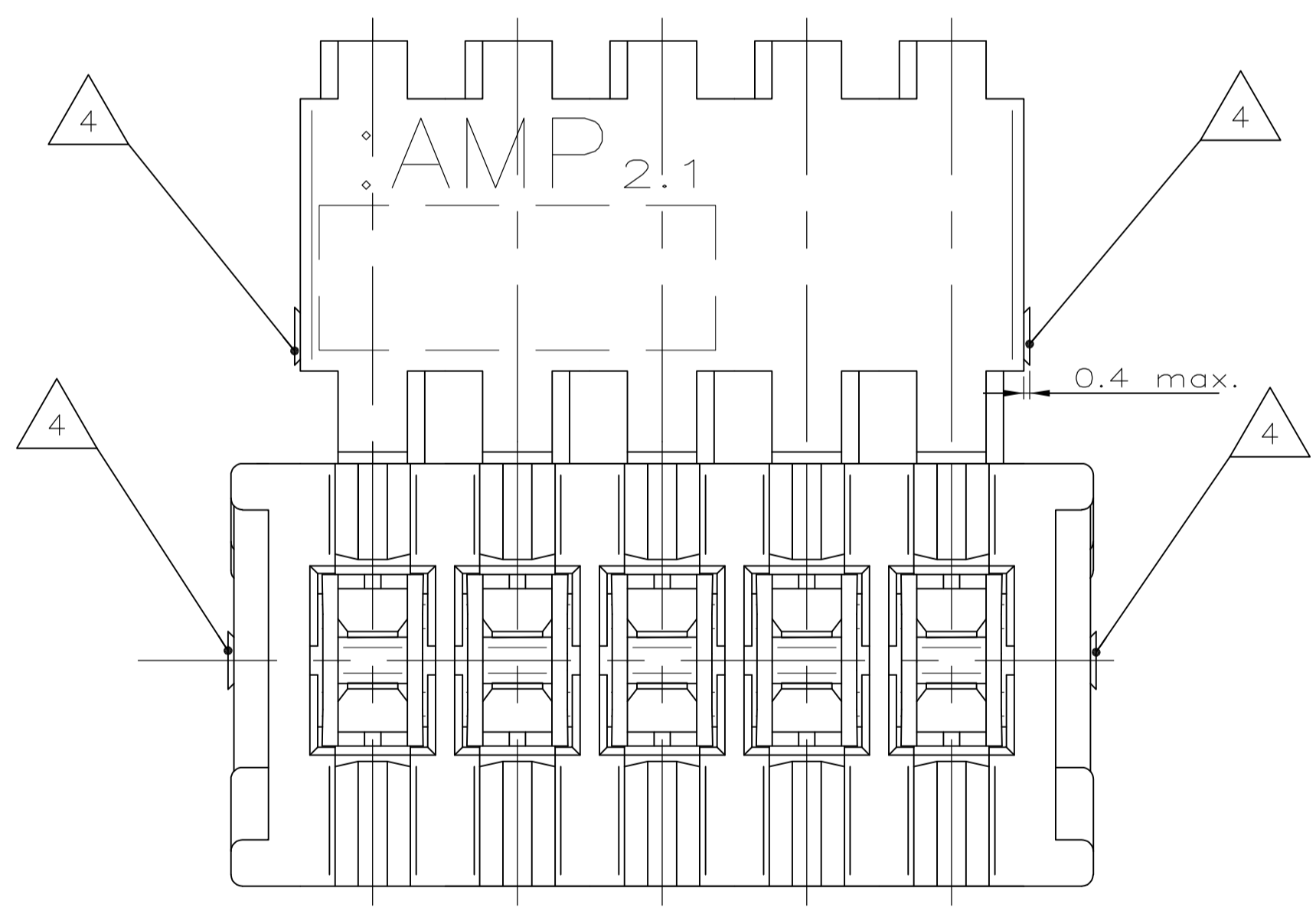
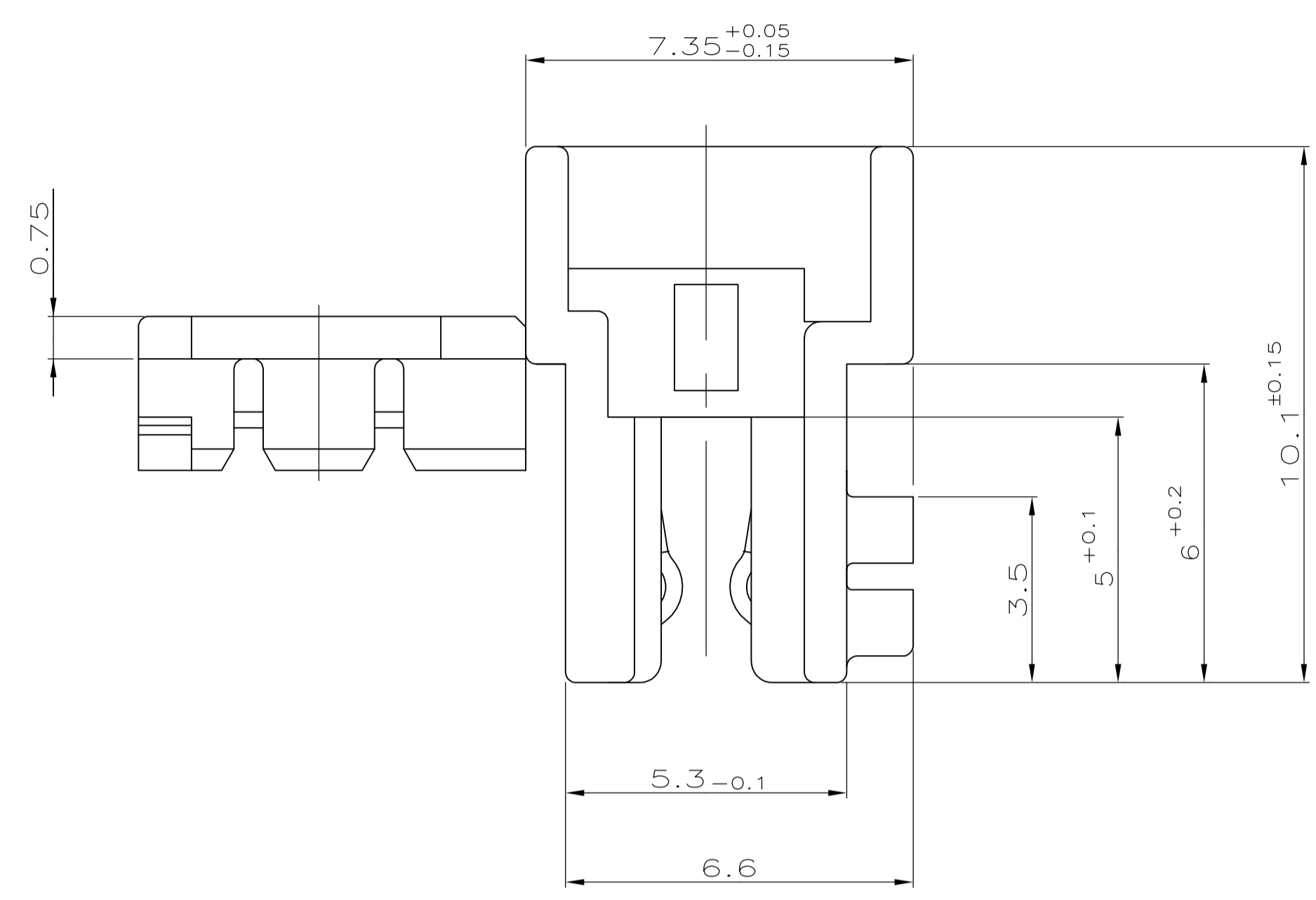
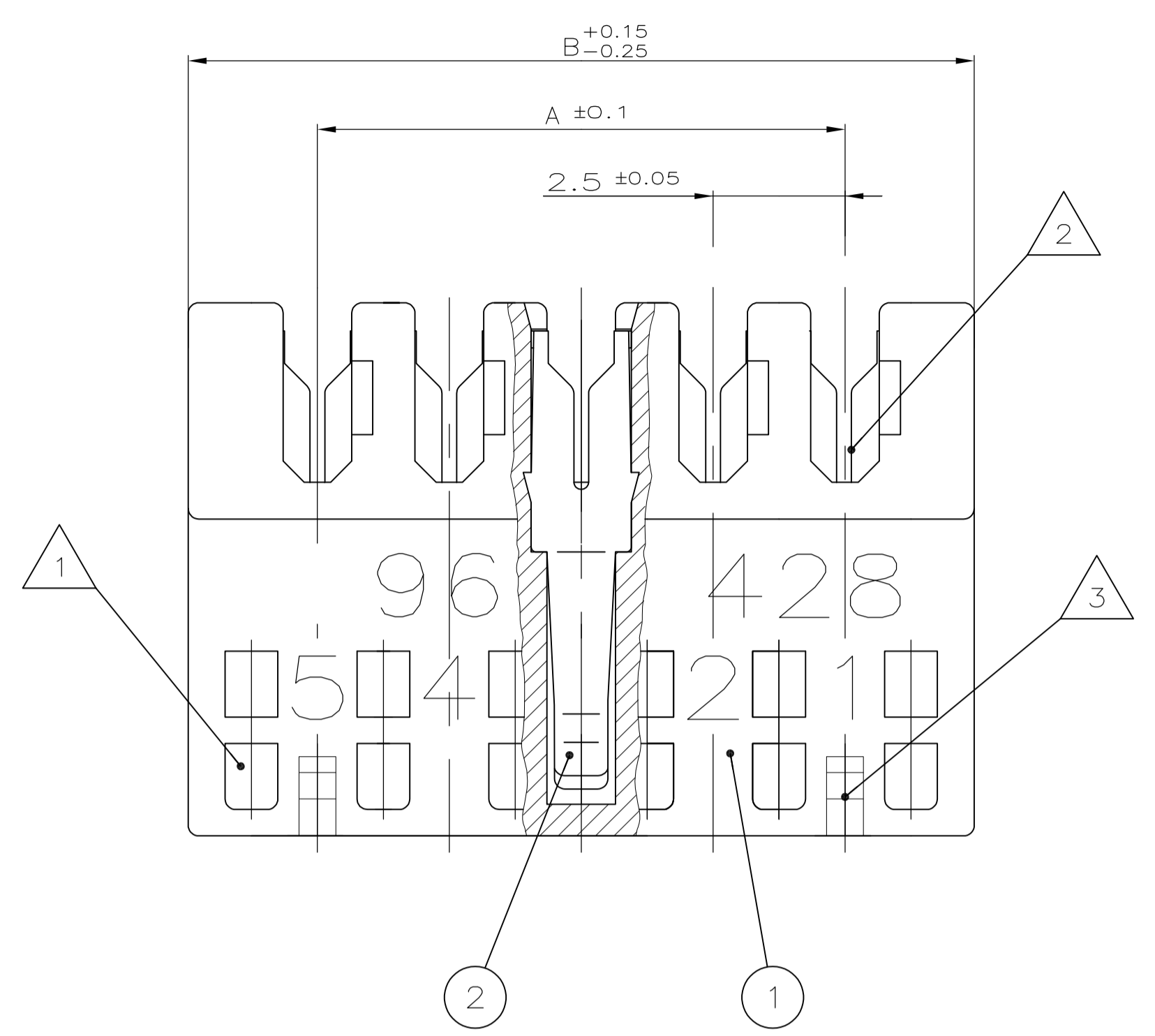


REVISIONS					
P	LTR	DESCRIPTION	DATE	DWN	APVD
C5		REVISED PER ECR-17-001755	07FEB2017	IZ	RR



- 7 PBT GF, GWEPT 750 NO-FLAME, NATURAL
- 6 PBT GF
- 5 PASSENDE GEGENSTECKER:  
 -TABWANNE SIEHE ZEICHNUNG 829 866  
 -LEITERKARTENANSCHLUSS MIT RAHMEN SIEHE ZEICHNUNG 964 575  
 -LEITERKARTENANSCHLUSS OHNE RAHMEN SIEHE SPEZIFIKATION 108-18056  
 MATING PARTS:  
 -TABHEADER SEE DRAWING NO.829 866  
 -PCB APPLICATION WITH FRAME SEE DRAWING 964 575  
 -PCB APPLICATION WITHOUT FRAME SEE SPECIFICATION 108-18056
- 4 SCHNITTBEREICH DURCH HERSTELLUNGSPROZESS  
CUTTING AREA FROM PRODUCING PROCESS
- 3 RASTMÖGLICHKEIT FÜR INNENVERRASTUNG AUF ANFRAGE  
LOCKING FEATURE FOR INTERIOR LOCKING BY REQUEST
- 2 WIRE RANGE, DGB II (7xØ0.25=0.35mm<sup>2</sup>)  
SEE APPLICATION SPECIFICATION 114-18049-1
- 1 KODIERIPPEN; SCHNEIDEN AUF DER VERARBEITUNGSMASCHINE GEMÜSSLICH.  
KEYING RIBS; CUTTING WITH THE TERMINATION MACHINE POSSIBLE

3x	20	47.5	52.4	1-966195-0	-
3x	19	45.0	49.9	1-966195-9	2311511-9
4x	18	42.5	47.4	1-966195-8	2311511-8
4x	17	40.0	44.9	1-966195-7	-
4x	16	37.5	42.4	1-966195-6	2311511-6
4x	15	35.0	39.9	1-966195-5	2311511-5
5x	14	32.5	37.4	1-966195-4	-
5x	13	30.0	34.9	1-966195-3	-
5x	12	27.5	32.4	1-966195-2	2311511-2
6x	11	25.0	29.9	1-966195-1	2311511-1
6x	10	22.5	27.4	1-966194-0	2-2311510-0
7x	9	20.0	24.9	1-966194-9	1-2311510-9
8x	8	17.5	22.4	1-966194-8	1-2311510-8
8x	7	15.0	19.9	1-966194-7	1-2311510-7
10x	6	12.5	17.4	1-966194-6	1-2311510-6
11x	5	10.0	14.9	1-966194-5	1-2311510-5
13x	4	7.5	12.4	1-966194-4	1-2311510-4
16x	3	5.0	9.9	1-966194-3	1-2311510-3
STICK	POS.	DIM A	DIM B	TE P/N	TE P/N

THIS DRAWING IS A CONTROLLED DOCUMENT.					DIN MASEK 31.03.93		TE Connectivity	
DIMENSIONS: mm					CHK BORMUTH 31.03.93		NAME	
TOLERANCES UNLESS OTHERWISE SPECIFIED:					APVD		AMP DUOPLUG 2.5™ FEMALE CONNECTOR	
0 PLC ± -					PRODUCT SPEC		3-20 POSITION, DGB II	
1 PLC ± 0.2					APPLICATION SPEC		114-18049-1	
2 PLC ± -					SIZE		A1	
3 PLC ± -					CAGE CODE		00779	
4 PLC ± -					DRAWING NO		966194	
ANGLES ± 1°					WEIGHT		0	
SIEHE TABELLE 2 - KONTAKT CuSn VORVERZINNT					CUSTOMER DRAWING		SCALE 10:1 SHEET 1 OF 1 REV C5	
SEE TABLE 1 - FEDERLEISTENGEHÄUSE PBTP GRAU					MATERIAL		-	
BESTELL-NR. POS. STÜCK BENENNUNG EINZELTEIL WERKSTOFF OBERFLÄCHE FARBE					FINISH		-	