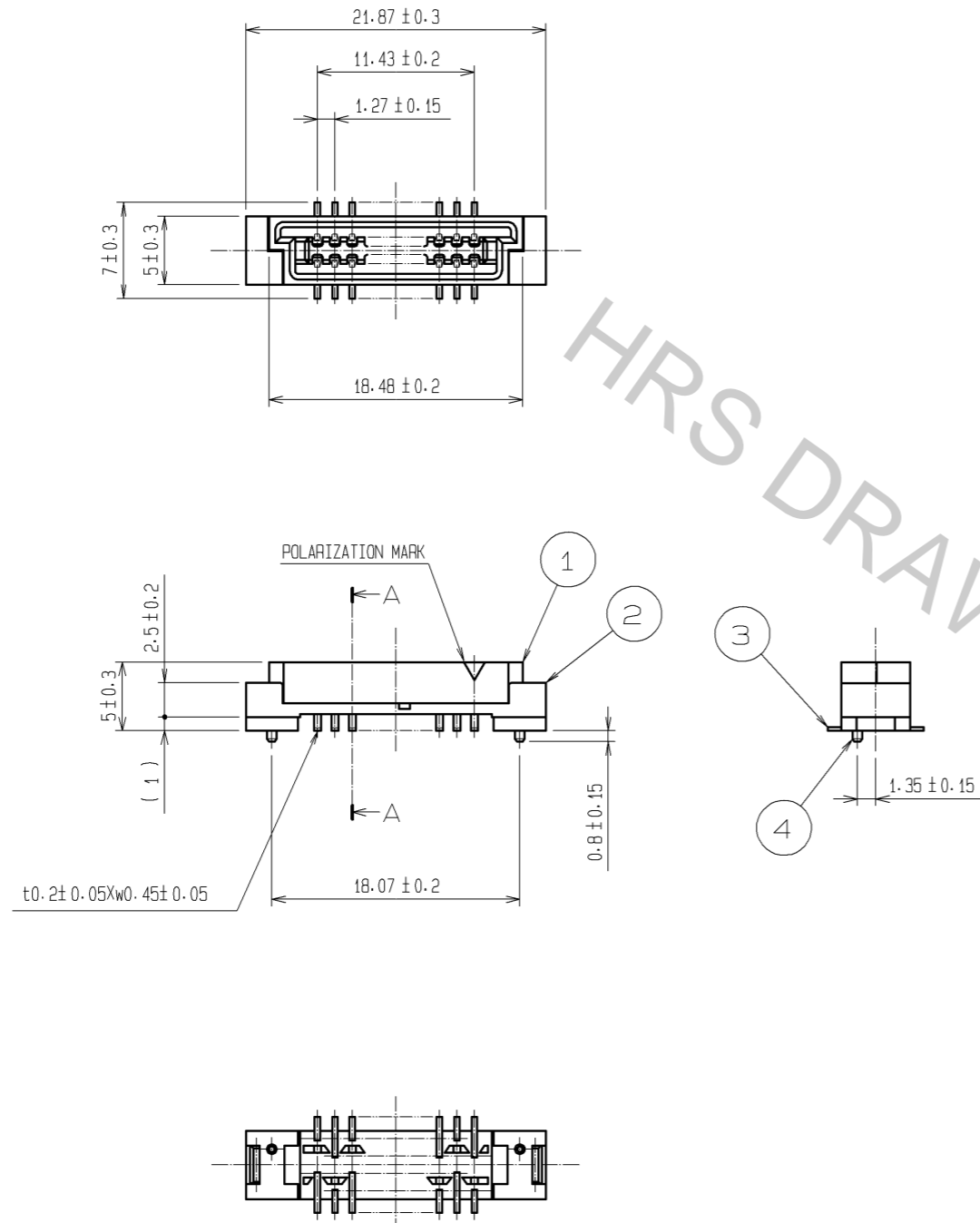
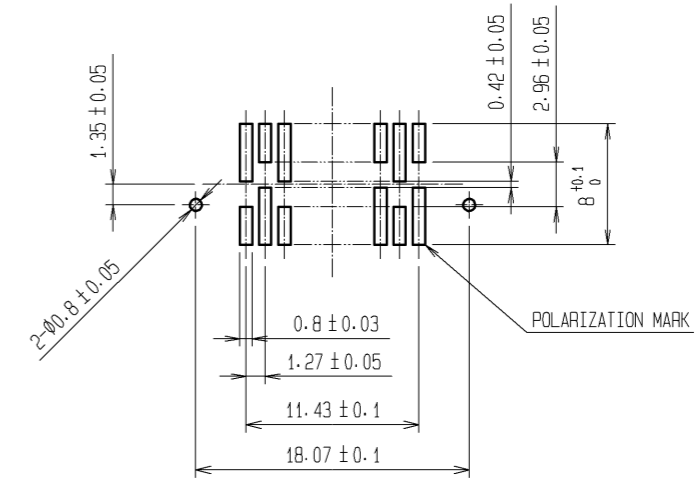


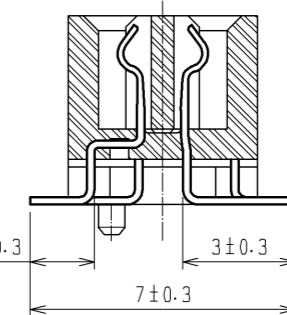
Apr.1.2017 Copyright 2017 HIROSE ELECTRIC CO., LTD. All Rights Reserved.



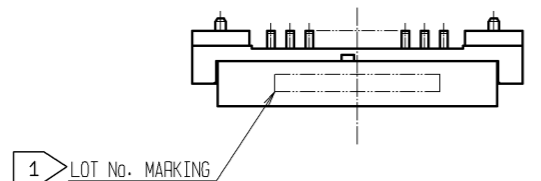
RECOMMENDED PC BOARD LAND PATTERN(MOUNTING SIDE)
(RECOMMENDED METAL MASK THICKNESS:0.2mm)



A-A(5:1)



- NOTES
- 1 LOT No. SHALL BE INDICATED AT OPPTIONAL POSITION.
 - 2 LEAD CO-PLANARITY SHALL BE 0.15mm MAX.
 - 3 THE DIMENSIONS IN PARENTHESES ARE FOR REFERENCE.



| | | | | | | | | |
|--------------------------------------|-----------|------------------------|-----------|--------------------------|-----------------|---|---------|------|
| 1.2.4 | POLYAMIDE | BEIGE | UL94V-0 | 3 | PHOSPHOR BRONZE | CONTACT AREA:GOLD 0.2μm min. LEAD AREA:TIN-PLATING 1.2μm min. UNDER PLATING:NICKEL 1μm min. | | |
| NO. | MATERIAL | FINISH | REMARKS | NO. | MATERIAL | FINISH, REMARKS | | |
| UNITS mm | | SCALE 2:1 | COUNT | DESCRIPTION OF REVISIONS | | DESIGNED | CHECKED | DATE |
| HRS HIROSE ELECTRIC CO., LTD. | | APPROVED : HS. OKAWA | 11.02.01 | DRAWING NO. | | EDC3-083933-21 | | |
| | | CHECED : HT. YAMAGUCHI | 11.02.01 | PART NO. | | FX4B1-20S-1.27SV(71) | | |
| | | DESIGNED : SY. KAMIGA | 11.02.01 | CODE NO. | | CL574-0311-8-71 | | |
| | | DRAWN : HK. SUNADORI | 11.02.01 | | | | | |