

ZFKDS 1-V-W-3,81


Order No.: 1707360

The illustration shows the 8-position version

<http://eshop.phoenixcontact.de/phoenix/treeViewClick.do?UID=1707360>

PC terminal block, Nominal current: 12 A, Nom. voltage: 250 V, Pitch: 3.81 mm, Number of positions: 1, Type of connection: Spring-cage conn., Mounting: Soldering, Conductor/PCB connection direction: 90 °, Color: green, The article can be aligned to create different nos. of positions!

Commercial data

GTIN (EAN)	
sales group	E062
Pack	50 pcs.
Customs tariff	85369010
Catalog page information	Page 41 (CC-2005)

Product notes

WEEE/RoHS-compliant since:
01/01/2003

<http://www.download.phoenixcontact.com>
Please note that the data given here has been taken from the online catalog. For comprehensive information and data, please refer to the user documentation. The General Terms and Conditions of Use apply to Internet downloads.

Technical data

Dimensions / positions

Length	15.9 mm
Pitch	3.81 mm

Number of positions	1
Hole diameter	1.2 mm

Technical data

Range of articles	ZFKDS(A) 1-V-W
Insulating material group	I
Rated surge voltage (III/3)	4 kV
Rated surge voltage (III/2)	4 kV
Rated surge voltage (II/2)	4 kV
Rated voltage (III/3)	250 V
Rated voltage (III/2)	320 V
Rated voltage (II/2)	630 V
Connection in acc. with standard	EN-VDE
Nominal current I_N	12 A
Maximum load current	12 A (with 1.5 mm ² conductor cross section)
Insulating material	PA
Inflammability class acc. to UL 94	V0
Stripping length	7.5 mm
Nominal voltage, UL/CUL Use Group B	250 V
Nominal current, UL/CUL Use Group B	10 A
Nominal voltage, UL/CUL Use Group D	300 V
Nominal current, UL/CUL Use Group D	10 A

Connection data

Conductor cross section solid min.	0.14 mm ²
Conductor cross section solid max.	1.5 mm ²
Conductor cross section stranded min.	0.14 mm ²
Conductor cross section stranded max.	1 mm ²
Conductor cross section stranded, with ferrule without plastic sleeve min.	0.25 mm ²
Conductor cross section stranded, with ferrule without plastic sleeve max.	0.5 mm ²
Conductor cross section stranded, with ferrule with plastic sleeve min.	0.25 mm ²
Conductor cross section stranded, with ferrule with plastic sleeve max.	0.5 mm ²
Conductor cross section AWG/kcmil min.	26
Conductor cross section AWG/kcmil max	16

Minimum AWG according to UL/CUL	26
Maximum AWG according to UL/CUL	16

Certificates / Approvals

Certification	CUL, UL
---------------	---------

Accessories

Item	Designation	Description
Marking		
0804109	SK 3,81/2,8:FORTL.ZAHLEN	Marker card, printed horizontally, self-adhesive, 10-section marker strip, 14 identical decades marked 1-10, 11-20 etc. up to 91-(99)100, sufficient for 140 terminal blocks

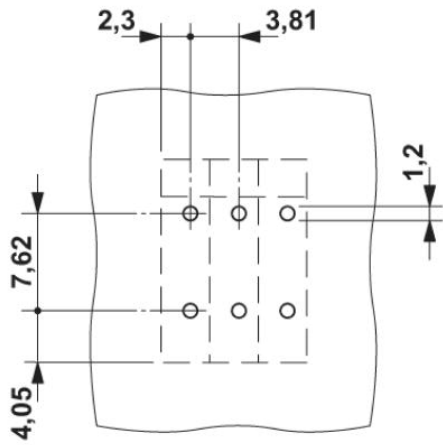
Tools		
Item	Designation	Description
1204504	SZF 0-0,4X2,5	Actuation tool, for ST terminal blocks, also suitable for use as a bladed screwdriver, size: 0.4 x 2.5 x 75 mm, 2-component grip, with non-slip grip

Additional products

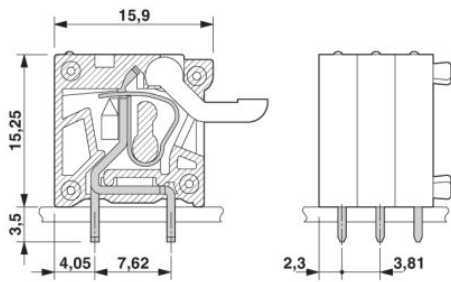
Item	Designation	Description
General		
1707373	ZFKDSA 1-V-W-6,35	PC terminal block, Nominal current: 12 A, Nom. voltage: 250 V, Pitch: 3.81 mm, Number of positions: 1, Type of connection: Spring-cage conn., Mounting: Soldering, Conductor/PCB connection direction: 90 °, Color: green

Diagrams/Drawings

Drilling plan/solder pad geometry



Dimensioned drawing



Address

PHOENIX CONTACT Deutschland GmbH
Flachmarktstr. 8
32825 Blomberg, Germany
Phone +49 5235 3 12000
Fax +49 5235 3 41200
<http://www.phoenixcontact.de>



© 2011 Phoenix Contact
Technical modifications reserved;