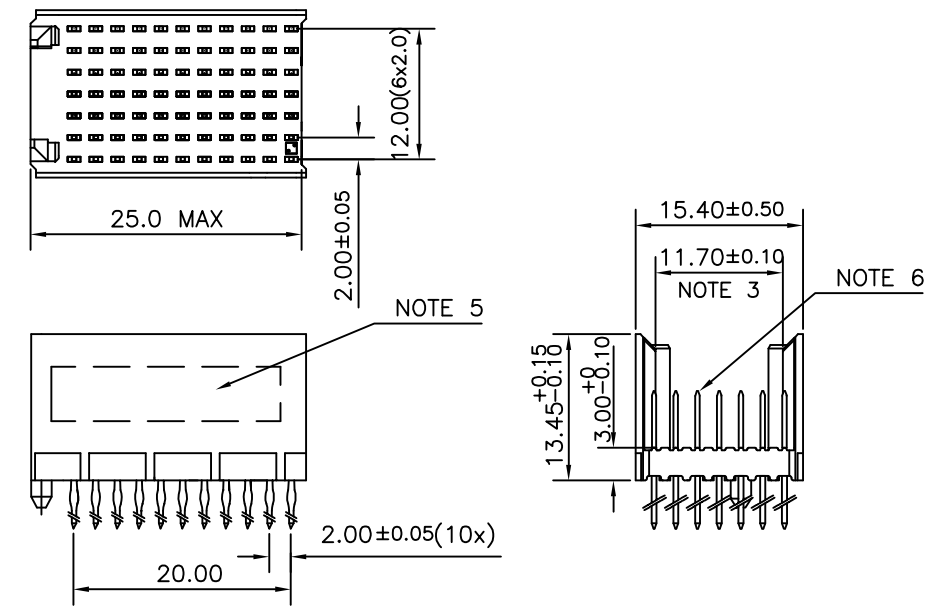


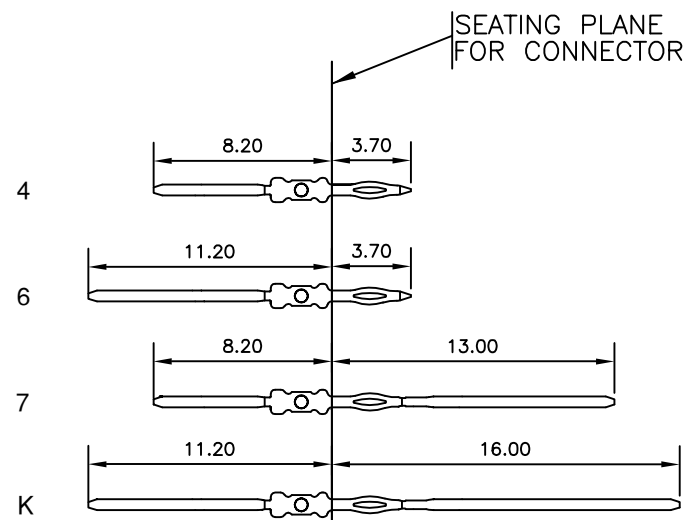
LOADING PATTERN MATING SIDE

f	K	K	K	K	0	6	6	6	6	6
e	7	7	7	7	0	4	4	4	4	4
d	7	7	7	7	0	4	4	4	4	4
c	7	7	7	7	0	4	4	4	4	4
b	7	7	7	7	0	4	4	4	4	4
a	7	7	7	7	0	4	4	4	4	4
z	K	K	K	K	0	6	6	6	6	6
POS	0	1	0	5	1	0				

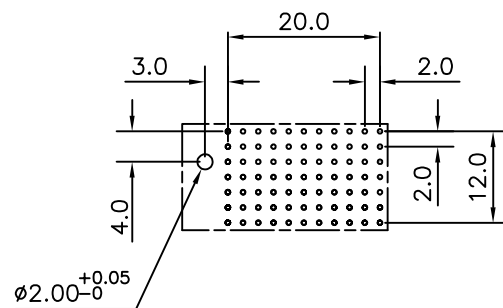
LOADED CONNECTOR ASSEMBLY
(FOR EXAMPLE)



CONTACT OVERVIEW



LAY-OUT P.C.B.-HOLE



HM2P80PKJ3U5 **LEAD FREE INDICATOR : LF = LEAD FREE (DIGIT 15 & 16)**

PLATING CODE (DIGIT 13 AND 14)
(REF DRW NO. BS,C , 201844 , 003)

NOTES

- THIS PRODUCT IS CSA APPROVED.
- THIS PRODUCT IS UL RECOGNIZED.
- MEASURED AT THE BOTTOM.
- MATERIAL CONTACT: PHOSPHORBRONZE
HOUSING: CREAM WHITE GLASS FILLED POLYESTER UL-94V0
- CONNECTOR PRINTED WITH P/N AND DATE CODE.
- FOR ACTUAL CONTACT LOADINGS, SEE LOADING PATTERN MATING SIDE.
- SHAPE OF CONNECTOR HOUSING CAN ALTER DEPENDING ON PRODUCTION LOCATION
- THE PRODUCT (LF) MEETS EUROPEAN UNION DIRECTIVES AND OTHER COUNTRY REGULATIONS AS DESCRIBED IN GS-22-008
- FOR RECOMMENDED PTH DIMENSIONS REFER DRAWING : BS, A , 201572 , 001

CATALOG NO: HM2P80PKJ3U5----

mat'l. code SEE NOTE 4				surface ISO 1302 ✓	tolerance ISO 406 ISO 1101	projection MM	product family MILLIPACS	
ltr	ecn no	dr	date	tolerances unless otherwise specified		MM	title MPACS 5+2R STR HDR PF CONN TYPE CR	
A	107-0037	MINI	2007-03-16	angles 0°±1°	linear .0±0.2 .00±0.1			
				dr	MINI K VANDANATH	2007-03-16	dwg no sheet 1 of 1 size BS, C ,203028, 758 A3 type Product Customer Drawing	
				enr	BIJU K PAUL	2007-03-16		
				chr	BIJU K PAUL	2007-03-16		
				appd	BIJU K PAUL	2007-03-16		
sheet index	revision sheet	A	1					