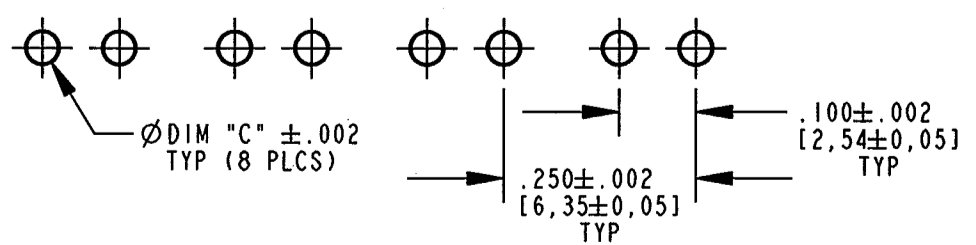
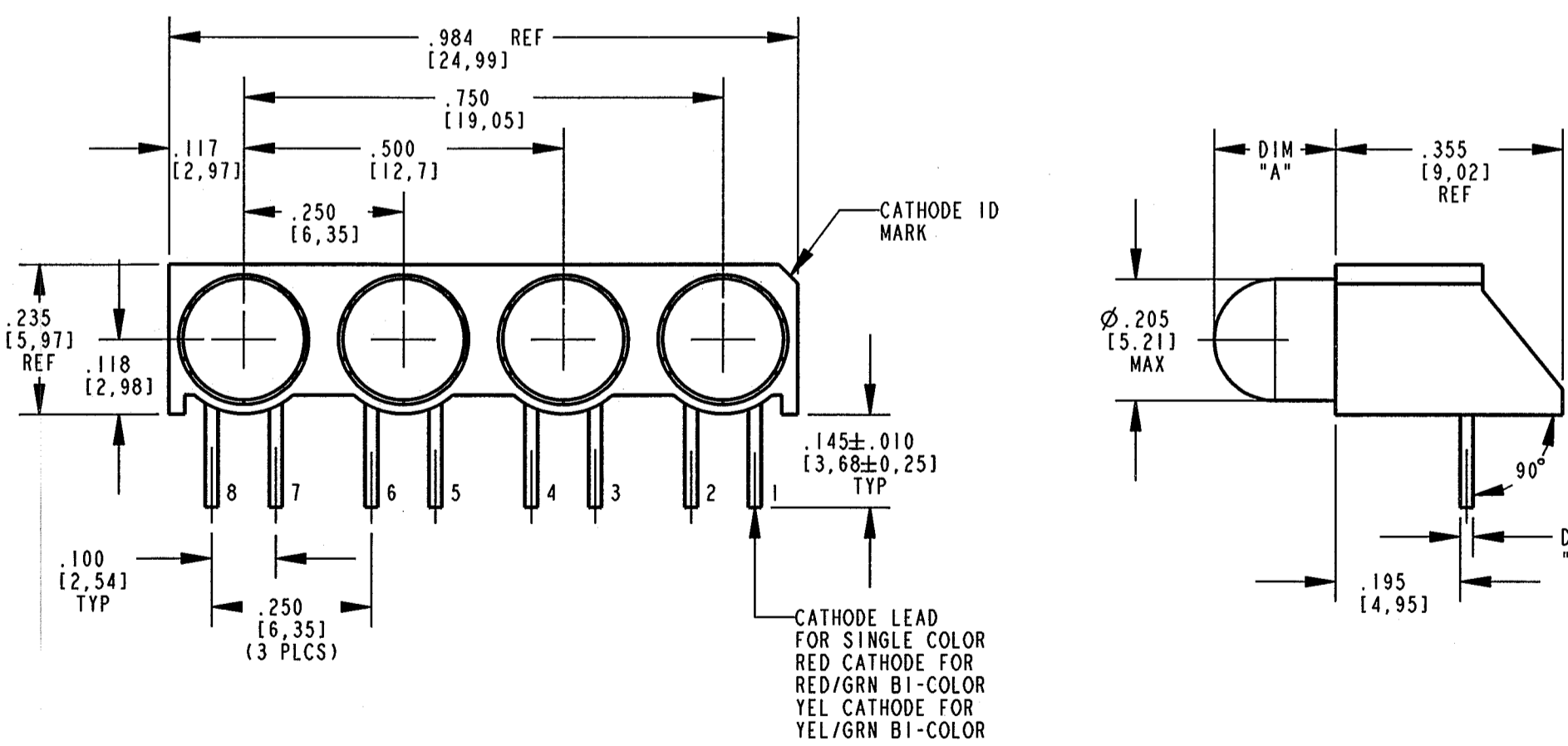
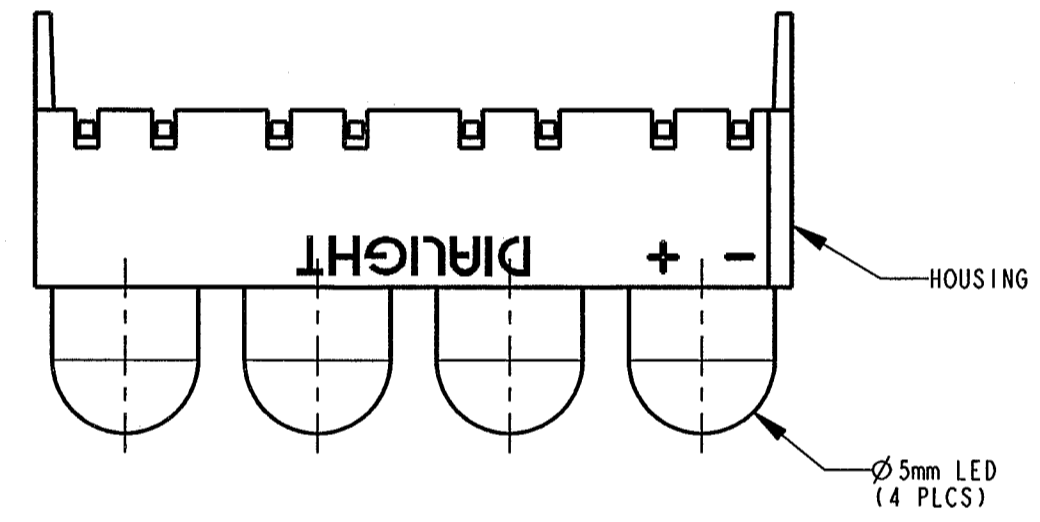
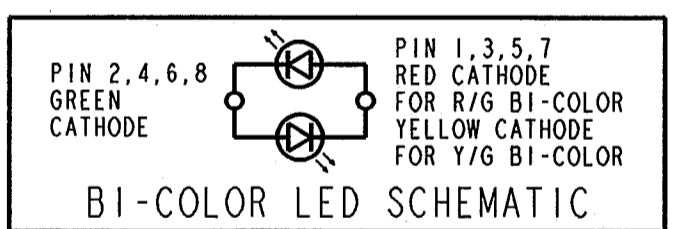
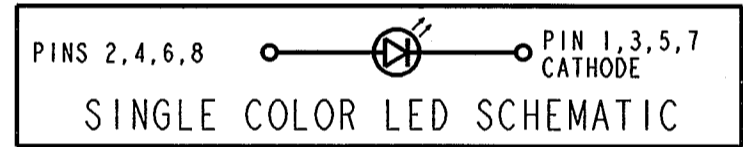


DIALIGHT PART NUMBER	LED COLOR	DIM "A"	DIM "B"	DIM "C"	OPERATING CHARACTERISTICS AT 25°C AMBIENT								ABSOLUTE MAXIMUM RATINGS AT 25°C AMBIENT							
					PEAK WAVELENGTH (nm)	VIEWING ANGLE (°)	LUMINOUS INTENSITY (mcd)		FORWARD CURRENT (mA)		FORWARD VOLTAGE (V)		REVERSE CURRENT (µA)	TEST COND.	POWER DISSIPATION (mW)	DC FORWARD VOLTAGE (V)	CONTINUOUS FORWARD CURRENT (mA)	PEAK FORWARD CURRENT (mA)	OPERATING TEMPERATURE (°C)	STORAGE TEMPERATURE (°C)
							MIN	TYP	TYP	MAX	TYP	MAX	MAX							
550-0207-004F	GREEN DIFF.	.135	.020	.043	565	60	12.6	40	—	—	2.1	2.6	100 @ Vf=5V	10 mA	100	—	30	90	-55 TO +100	-55 TO +100
550-0307-004F	YELLOW DIFF.	.135	.020	.043	585	60	3.7	12.6	—	—	2.1	2.6	100 @ Vf=5V	10 mA	60	—	20	80	-55 TO +100	-55 TO +100
550-0407-004F	RED DIFF.	.135	.020	.043	635	60	19	60	—	—	2.0	2.6	100 @ Vf=5V	10 mA	100	—	30	120	-55 TO +100	-55 TO +100
550-0507-004F	RED DIFF. 5 VOLT	.197	.025	.050	635	60	2.1	—	10	15	—	—	100 @ Vf=5V	5 V	—	—	—	—	-40 TO +85	-55 TO +100
550-0707-004F	GREEN DIFF. 5 VOLT	.197	.025	.050	565	60	2.0	8.0	12	15	—	—	100 @ Vf=5V	5 V	—	—	—	—	-20 TO +85	-55 TO +100
550-0807-004F	YELLOW DIFF. 5 VOLT	.197	.025	.050	583	60	2.0	8.0	10	15	—	—	100 @ Vf=5V	5 V	—	—	—	—	-40 TO +85	-55 TO +100
550-1107-004F	RED DIFF. 2mA	.197	.018	.040	635	50	1.5	2.3	—	—	1.7	2.0	50 @ Vf=5V	2 mA	24	—	7	7	-55 TO +100	-55 TO +100
550-1207-004F	YELLOW DIFF. 2mA	.197	.018	.040	583	50	1.2	1.8	—	—	1.9	2.7	50 @ Vf=5V	2 mA	36	—	7	7	-55 TO +100	-55 TO +100
550-1307-004F	GREEN DIFF. 2mA	.197	.018	.040	565	50	1.2	1.8	—	—	1.8	2.2	50 @ Vf=5V	2 mA	24	—	7	7	-55 TO +100	-55 TO +100
550-2207-004F	GREEN DIFF.	.190	.020	.043	563	65	3.6	10.0	—	—	2.1	3.0	10 @ Vf=3V	10 mA	75	—	25	60	-25 TO +85	-30 TO +100
550-2307-004F	YELLOW DIFF.	.190	.020	.043	583	60	5.7	8.0	—	—	2.0	2.4	100 @ Vf=5V	10 mA	85	—	20	60	-55 TO +100	-55 TO +100
550-2407-004F	RED DIFF.	.190	.020	.043	650	50	2.2	6.3	—	—	2.2	2.55	10 @ Vf=3V	10 mA	60	—	20	60	-25 TO +85	-30 TO +100
550-2507-004F	ORANGE DIFF.	.197	.018	.040	600	60	4.0	7.0	—	—	1.9	2.4	100 @ Vf=5V	10 mA	135	—	30	90	-55 TO +100	-55 TO +100
550-3007-004F	RED/GREEN BI-COLOR	.188	.020	.043	660/565	60	29/12.6	90/40	—	—	1.8/2.1	2.4/2.8	100 @ Vf=5V	20 mA	100/100	—	40/30	200/120	-55 TO +100	-55 TO +100
550-3107-004F	YELLOW/GREEN BI-COLOR	.190	.020	.043	585/565	50	2.5/2.5	8.7/8.7	—	—	2.1/2.1	2.8/2.8	100 @ Vf=5V	20 mA	60/100	—	20/30	80/120	-55 TO +100	-55 TO +100
550-5107-004F	RED DIFF.	.190	.020	.043	650	50	17	34	—	—	2.1	2.55	10 @ Vf=3V	20 mA	75	—	25	60	-55 TO +100	-55 TO +100
550-5207-004F	GREEN DIFF.	.190	.020	.043	563	50	17	34	—	—	2.2	3.0	10 @ Vf=3V	20 mA	75	—	25	60	-55 TO +100	-55 TO +100
550-5307-004F	YELLOW DIFF.	.190	.020	.043	585	50	17	34	—	—	2.2	3.0	10 @ Vf=3V	20 mA	75	—	25	60	-55 TO +100	-55 TO +100
550-5407-004F	AMBER DIFF.	.190	.020	.043	610	50	17	34	—	—	2.2	3.0	10 @ Vf=3V	20 mA	75	—	25	60	-25 TO +85	-30 TO +100
550-5507-004F	RED WATER CLEAR	.197	.018	.040	635	24	80	125	—	—	2.2	3.0	100 @ Vf=5V	20 mA	135	—	30	500	-55 TO +100	-55 TO +100
550-5607-004F	GREEN WATER CLEAR	.197	.018	.040	565	24	80	120	—	—	2.3	3.0	100 @ Vf=5V	20 mA	135	—	30	500	-20 TO +100	-55 TO +100
550-5707-004F	YELLOW WATER CLEAR	.197	.018	.040	583	24	80	140	—	—	2.2	3.0	100 @ Vf=5V	20 mA	85	—	20	500	-55 TO +100	-55 TO +100

REV	ECN NO	REVISIONS	DRN	CKD	APP	DATE
A		NEW RELEASE	KLJ	1/8	1/2	8-1-08

**RoHS COMPLIANT 550-XX07-004F**

Part Numbers with the "F" suffix ending are RoHS Compliant.  
 For example: 550-2207-004F  
 Packaging is marked with "RoHS Compliant" label or equivalent markings. Parts can be wave soldered, dip soldered or hand soldered using typical lead-free soldering process with max 260°C temp. for 5 sec.



- NOTES:
- LED LEAD DIMENSIONS SHOWN ARE MEASURED AT HOUSING EXIT.
  - LEADS TO FIT INTO HOLES SPACED AS PER PATTERN.
  - PIN NUMBERS FOR REFERENCE ONLY, DESIGNATION NON-EXISTENT ON PART.
  - DIALIGHT PART NUMBERS: 550-XX07-004F.
  - THIS ASSEMBLY CONTAINS ELECTROSTATIC DISCHARGE SENSITIVE DEVICES (ESDS). MAINTAIN ALL PRECAUTIONARY MEASURES DURING ASSEMBLY, HANDLING, AND STORAGE IN ACCORDANCE WITH IPC-A-610.

**ATTENTION:**  
 OBSERVE PRECAUTIONS FOR HANDLING ELECTROSTATIC SENSITIVE DEVICES

THIS DRAWING AND THE CONTENTS HEREIN ARE CONFIDENTIAL AND THE SOLE PROPERTY OF DIALIGHT. REPRODUCTION OF THIS DRAWING OR CONSTRUCTION OF ANY PARTS WITHIN THIS DRAWING ARE FORBIDDEN WITHOUT THE WRITTEN CONSENT OF DIALIGHT.		
SCALE: DRAWING SCALE	DRAWING NUMBER	REV
ALL DIM'S IN: INCHES (MM)	C-17646	A
TOLERANCES: UNLESS OTHERWISE SPECIFIED	TITLE	MATERIAL
FRACTIONS: ±1/64 DECIMALS (.XX): ±.02 DECIMALS (.XXX): ±.015	Ø5mm QUAD CBI RoHS COMPLIANT	
ANGLES: ±3°	FINISH:	
FSCM	83330	
SHEET 1 OF 1		FAMILY TABLE:

**Dialight** 1501 ROUTE 34 SOUTH FARMINGDALE, NJ 07727