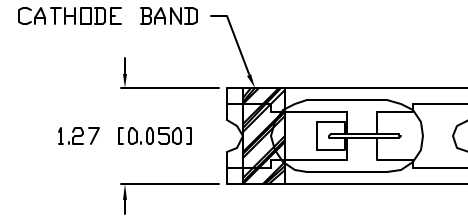
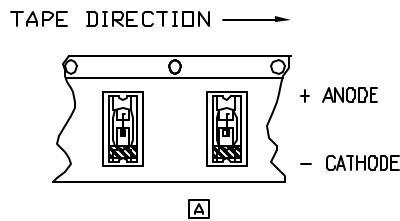
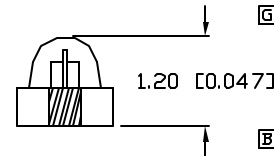
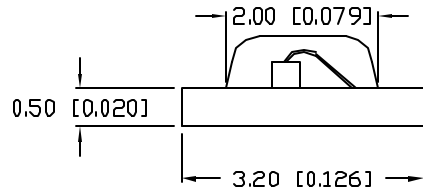
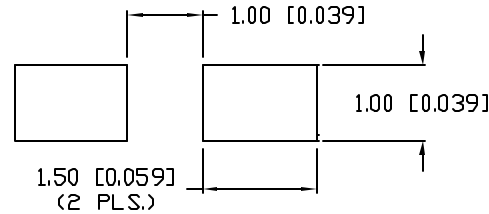


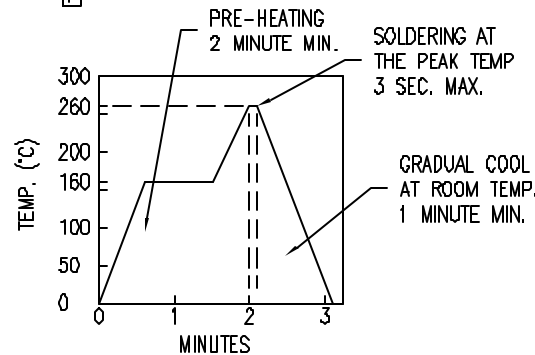
UNCONTROLLED DOCUMENT



SOLDER PAD LAYOUT



REFLOW SOLDER CHART



PART NUMBER
CCL-LX45GT

REV.
G

REV.	E.C.N. NUMBER AND REVISION COMMENTS	DATE
A	ADDED TAPE AND REEL SPEC./	11-20-95
B	E.C.N. #10105./	12-18-95
C	E.C.N. #10143./	4-8-96
D	E.C.N. #10176./	5-30-96
E	E.C.N. #10BRDR. & REDRAWN.	11-9-98
F	E.C.N. #10511./ ADDED SOLDER CHART.	4-28-99
G	E.C.N. #10524./ CHANGED HEIGHT.	6-17-99

ELECTRO-OPTICAL CHARACTERISTICS $T_A=25^\circ\text{C}$ $I_f=20\text{mA}$

PARAMETER	MIN	TYP	MAX	UNITS	TEST COND
PEAK WAVELENGTH		565 (GREEN)		nm	
FORWARD VOLTAGE		2.2	2.6	V_f	
REVERSE VOLTAGE	5.0			V_r	$I_r=100\mu\text{A}$
AXIAL INTENSITY		7.0		mcad	$I_f=20\text{mA}$
VIEWING ANGLE		180		2x theta	
EMITTED COLOR:	GREEN				
EPOXY LENS FINISH:	GREEN TRANSPARENT				

LIMITS OF SAFE OPERATION AT 25°C

PARAMETER	MAX	UNITS
PEAK FORWARD CURRENT*	800	mA
STEADY CURRENT	30	mA
POWER DISSIPATION	130	mW
DERATE FROM 25°C	-2.7	mW/°C
OPERATING TEMP.	-30 TO +80	°C
STORAGE TEMP.	-40 TO +120	°C

* $t < 10\mu\text{s}$

UNCONTROLLED DOCUMENT

*UNLESS OTHERWISE SPECIFIED TOLERANCE IS $\pm 0.25\text{mm}$ ($\pm 0.010''$)

REV.
G

PART NUMBER
CCL-LX45GT

CONFIDENTIAL INFORMATION
THE INFORMATION CONTAINED IN THIS DOCUMENT IS THE PROPERTY OF LUMEX INC. EXCEPT AS SPECIFICALLY AUTHORIZED IN WRITING BY LUMEX INC., THE HOLDER OF THIS DOCUMENT SHALL KEEP ALL INFORMATION CONTAINED HEREIN CONFIDENTIAL AND SHALL PROTECT SAME IN WHOLE OR IN PART FROM DISCLOSURE AND DISSEMINATION TO ALL THIRD PARTIES.

LUMEX
INCORPORATED

290 E. HELLEN ROAD
PALATINE, ILLINOIS 60067
PHONE: 1-847-359-2790
WEB: HTTP://WWW.LUMEX.COM

CERAMIC CHIP, SURFACE MOUNT LED,
GREEN TRANSPARENT, TAPE AND REEL.

RELIABILITY NOTE
OUR MANY YEARS OF EXPERIENCE DATA ACCUMULATION INDICATE THAT SOLDER HEAT IS A MAJOR CAUSE OF EARLY AND FUTURE FAILURE. PLEASE PAY ATTENTION TO YOUR SOLDERING PROCESS.

DRAWN BY: BC	CHECKED BY:	APPROVED BY:	DATE: 1-16-95
			PAGE: 1 OF 1
			SCALE: N/A