

5

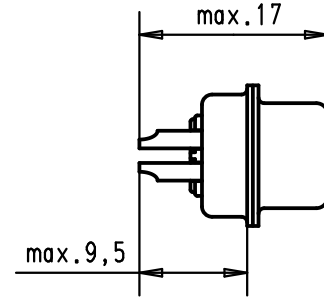
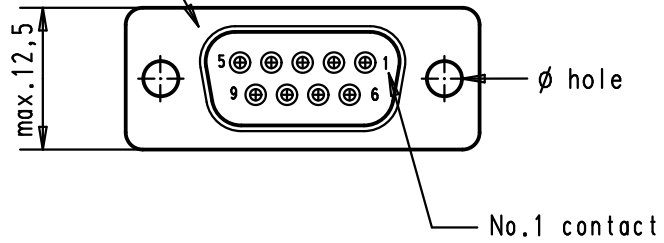
4

3

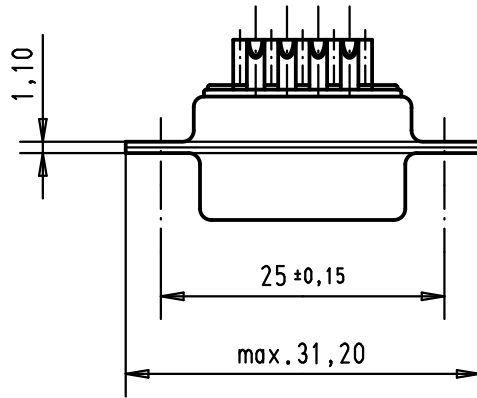
2

1

Mating face according to : MIL-C-24308 / DIN 41652 / CECC 75301-802



Max wire  $\phi$  1,05 mm



D

C

B

A

						Dat.		Name				D-Sub, 9 poles, female, straight, turned solder buckets, holes		Maßstab/ Scale 1.5:1	
						Detail.		AF		All Dim. in mm					
						Insp.				Orig. Size DIN A 4					
						Stand.									
09 67 009 4715 050	3,1 <sup>+0,1</sup>	S4													
09 67 009 4715	3,1 <sup>+0,1</sup>	PL2													
09 67 009 4704	3,1 <sup>+0,1</sup>	PL3	36189	08/11/10	SC										
			29700	17/07/01	AF										
Part number	$\phi$ hole	Performance level	Mod.	Dat.	Name	HARTING EURL F-95972 Paris					TB 09 67 009 47xx		Blatt/ Page 1 / 2		
									Sub.						