

Contact insert - HC-B 24-ESTQ-2,5-48 - 1605666

Please be informed that the data shown in this PDF Document is generated from our Online Catalog. Please find the complete data in the user's documentation. Our General Terms of Use for Downloads are valid (<http://download.phoenixcontact.com>)

HEAVYCON male insert, B24 series, 24-pos., QUICKON connection, numbering 25-48



Key commercial data

Packing unit	1 PCE
Weight per Piece (excluding packing)	138.12 GRM
Custom tariff number	85366990
Country of origin	Germany

Technical data

General

Note	For HEAVYCON-ADVANCE housing of B24 type and HEAVYCON housing of B24/B48 type. Encoding using coding profile CP-HC (1686478). HC-B6.../ HC-B10... for two coding profiles. HC-B16.../ HC-B24... for four coding profiles. Connectors may only be actuated when there is no load/voltage.
Connection method	QUICKON connection
Pollution degree	3
Surge voltage category	III
Number of positions	24+PE
Insertion/withdrawal cycles	≥ 500
Design	B24
Conductor cross section	0.34 mm ² ... 2.5 mm ²
Connection cross section AWG	22 ... 14
Wire diameter including insulation	1 mm ... 3.5 mm
Frequency of connections between conductors of the same cross section	10
Assembly instructions	If the conductor is to be reconnected, it must be cut off above the last contact point.

Contact insert - HC-B 24-ESTQ-2,5-48 - 1605666

Technical data

General

Connection	For housings of type B16/B32. Connectors may only be actuated when there is no load/voltage.
------------	----------------------------------------------------------------------------------------------

Ambient conditions

Ambient temperature (operation)	-40 °C ... 125 °C (including heating up of contacts)
Ambient temperature (assembly)	-25 °C ... 50 °C

Material data

Inflammability class according to UL 94	V0
Contact material	Copper alloy
Contact surface material	Ag
Contact carrier material	PA

Electrical characteristics

Rated voltage (III/3)	400 V
Rated surge voltage	6 kV
Rated current	16 A

Classifications

eCl@ss

eCl@ss 4.0	27140816
eCl@ss 4.1	27140816
eCl@ss 5.0	27143424
eCl@ss 5.1	27143424
eCl@ss 6.0	27143424
eCl@ss 7.0	27440209
eCl@ss 8.0	27440209

ETIM

ETIM 2.0	EC000437
ETIM 3.0	EC000437
ETIM 4.0	EC000438
ETIM 5.0	EC000438

UNSPSC

UNSPSC 6.01	30211923
UNSPSC 7.0901	39121522
UNSPSC 11	39121522
UNSPSC 12.01	39121522

Contact insert - HC-B 24-ESTQ-2,5-48 - 1605666

Classifications

UNSPSC

UNSPSC 13.2	39121522
-------------	----------

Approvals

Approvals

Approvals

CSA / UL Recognized / cUL Recognized / cULus Recognized

Ex Approvals

Approvals submitted

Approval details

CSA	
mm ² /AWG/kcmil	16
Nominal current I _N	10 A
Nominal voltage U _N	600 V

UL Recognized	
mm ² /AWG/kcmil	16
Nominal current I _N	10 A
Nominal voltage U _N	600 V

cUL Recognized	
mm ² /AWG/kcmil	16

Contact insert - HC-B 24-ESTQ-2,5-48 - 1605666

Approvals

Nominal current I _N	10 A
Nominal voltage U _N	600 V



Accessories

Accessories

Coding element

Coding profile - CP-HC - 1686478



Encoding profile, 4 encoding profiles per strip, 40 strips per unit pack, for insertion in encoding grooves

Coding element - HC-CST - 1676857



Coding peg for coding up to 16 connectors

Coding element - HC-CBU - 1676860



Coding socket for coding up to 16 connectors

Contact insert - HC-B 24-ESTQ-2,5-48 - 1605666

Accessories

Coding bolt - HC-CB - 1772722



Coding pin, prevents mismatching of up to six connectors with an identical number of positions

Docking frame

Docking frames - HC-B 24-ANDOCK - 1586141



Docking frame for racks, for contact inserts of B24 type, with four M5 flat headed screws, rack balance x/y axis +/- 1.5 mm

Mounting material

Mounting material - HC-B-PES - 1604997



PE screw, for contact inserts HC-B / HC-BB / HC-DD / HC-D40 / HC-D64

PE multiplier - HC-B-3PE - 1644326



PE multiplier, for three PE connections, for HC-B (besides HC-B..E..ZZ) / HC-BB / HC-DD / HC-D40 / HC-D64 contact inserts

Strain relief clamp - HC-B-ZG - 1685327



Strain relief clamps contact inserts of series: B-, BB-, D 40, D 64, DD and HV, straight cable exit

Contact insert - HC-B 24-ESTQ-2,5-48 - 1605666

Accessories

Strain relief clamp - HC-B-ZS - 1685330



Strain relief clamps contact inserts of series: B-, BB-, D 40, D 64, DD and HV, lateral cable exit

Plug assembly frame

Connector assembly frame - HC-SMR-B24 - 1687985



HEAVYCON connector assembly frame, for contact inserts of type B24

Plug mounting plate

Connector assembly frame - HC-SMP 150-B24-AMQ - 1660944

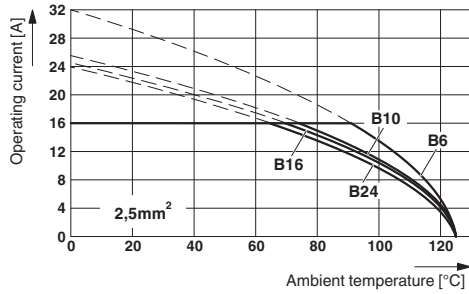


HEAVYCON connector assembly frame with panel mounting base with double locking latch, for contact inserts of type B24, 150 mm long

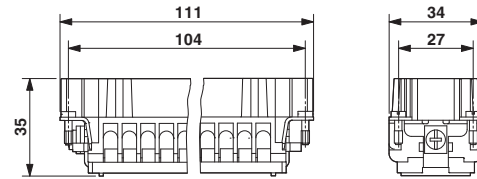
Drawings

Contact insert - HC-B 24-ESTQ-2,5-48 - 1605666

Diagram




Dimensioned drawing



Male insert

The illustration shows the derating diagram of various series B contact inserts (B6 to B24), conductor cross section 2.5 mm²

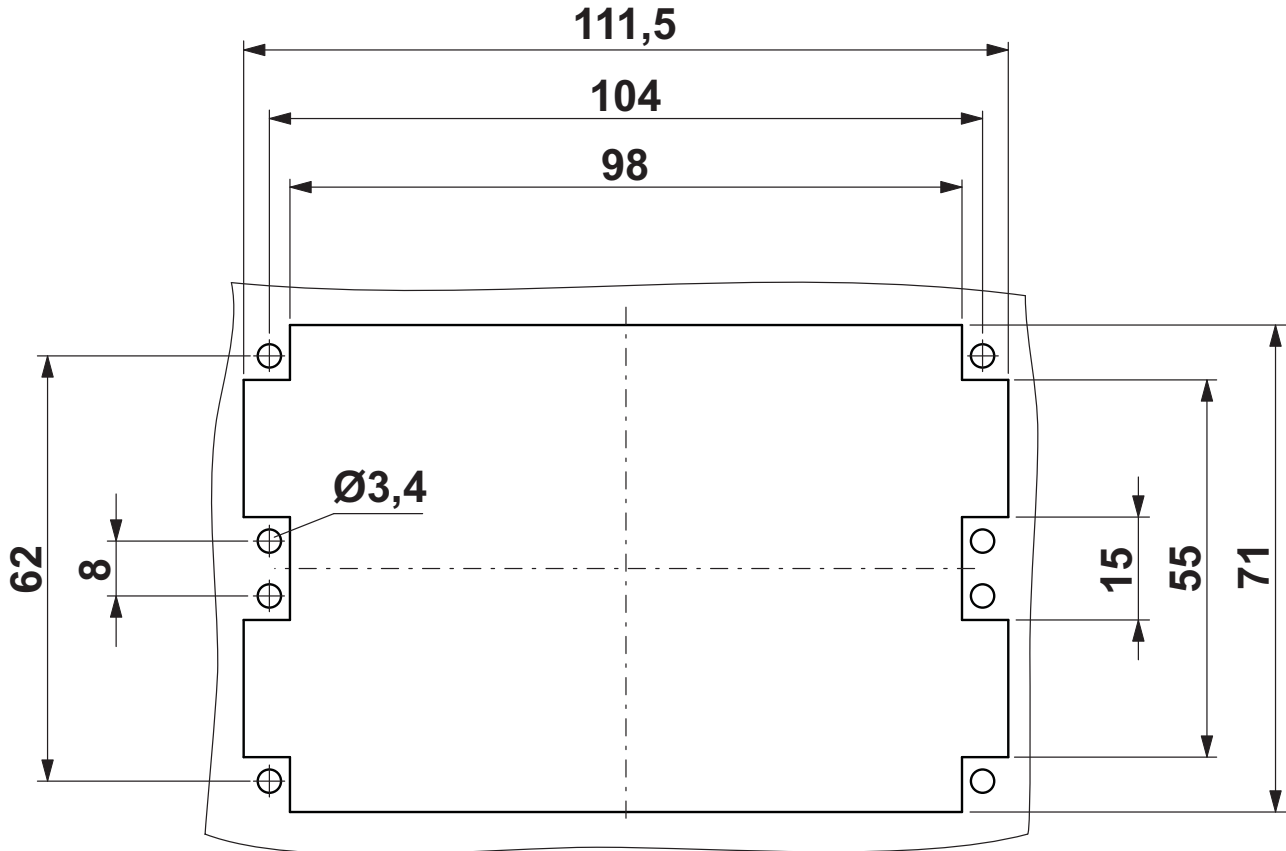
Schematic diagram



Connector pin assignment, connection side

Contact insert - HC-B 24-ESTQ-2,5-48 - 1605666

Dimensioned drawing



Panel cutout