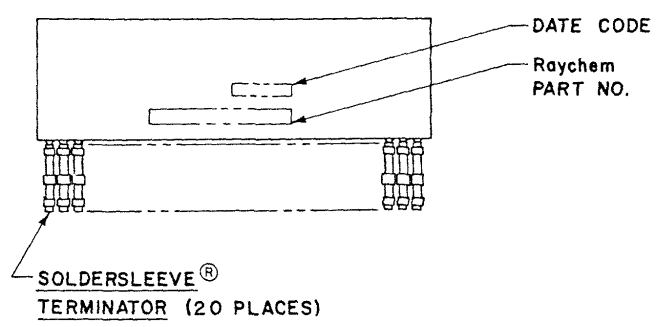
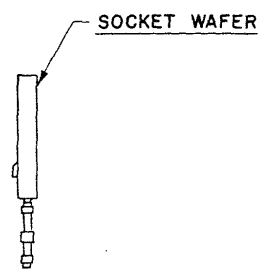
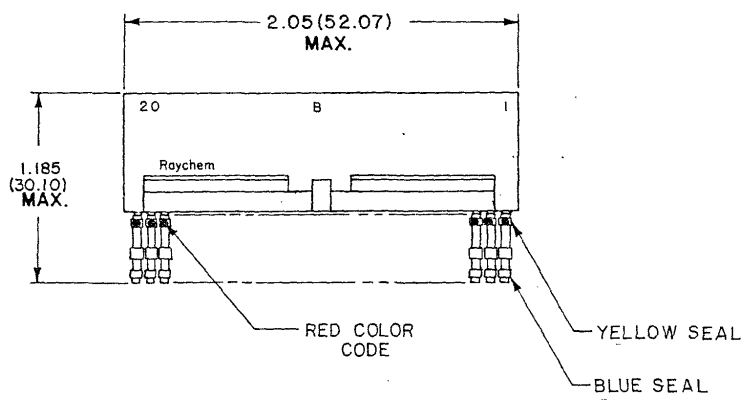
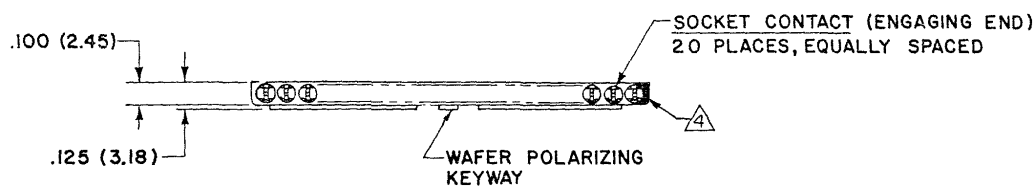


REVISIONS			
LTR	DESCRIPTION	DATE	APPROVED
A	REVISED PER ECN # T-17670		



5	WEIGHT (MAX.):	LBS.	GRAMS
		.0109	4.944

4 SOCKET NUMBER ONE IS MARKED IN CONTRASTING COLOR.

3. FINISH:
- 3-A SOCKET WAFER; FINISH TO BE AS MOLDED.
 - 3-B SOCKET CONTACT; GOLD PLATE PER MIL-G-45204 CLASS I.
(ENGAGING END)
 - 3-C CONTACT TAIL; COATED WITH Sn63 SOLDER PER QQ-S-571
2. MATERIAL:
- 2-A SOCKET WAFER; HIGH GRADE POLYARYLENE THERMOPLASTIC.
 - 2-B SOCKET CONTACT; COPPER ALLOY PER QQ-B-750.
 - 2-C SOLDERSLEEVE® REFER TO RAYCHEM DWG. CTA-0068 FOR DATA.
TERMINATOR;

1. THIS WAFER ASSEMBLY USED IN MTC100 CONNECTORS.

**If this document is printed it becomes uncontrolled.
Check with the web for latest revision.**

SPECIFICATION CONTROL DRAWING © Raychem Corporation 1983

DRAWN	HAWKINGS	11-16-83	Raychem	RAYCHEM CORPORATION 300 CONSTITUTION DRIVE MENLO PARK, CALIFORNIA 94025	
CHECKED	B			TITLE	WAFER ASSEMBLY, SOCKET, "B" STYLE, 2", 20 CONTACTS, WITH OVAL ENTRY FOR 20-26 AWG. TEMP. RATING MTC100 SERIES
APPROVED	Plain	11-21-83	SIZE	CODE IDENT NO	DWG NO
APPROVED	Lawson	12-2-87	C	06090	MTC100-JB2-S14
UNLESS OTHERWISE SPECIFIED DIMENSIONS ARE IN INCHES ±.005 METRIC DIMENSIONS ARE IN PARENTHESIS (M.M.)			WEIGHT	5	SHEET 1 OF 1
DO NOT SCALE THIS DRAWING					

NOTES: