

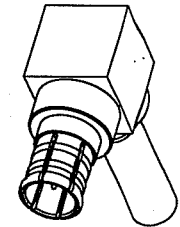
NOTES:

1. MATERIALS AND FINISHES:
 BODY- BRASS(C3604BD), GOLD PLATED,
 CONTACT- BeB(C1720BD), GOLD PLATED
 INSULATORS(B&I)- PTFE
 SLEEVE- BRASS(C3604BD), NICKLE PLATED
 CAP- BRASS(C3604BD), GOLD PLATED
 P-SHELL- BeB(C1720BD), NICKLE PLATED
2. PACKAGING:
 A. QUANTITY: SINGLE PACK
 B. MARKING: BAG TO BE MARKED
 "AMPHENOL, 902-9047, AND DATE CODE"
3. CABLE ASSEMBLY:
 A. TRIM CABLE AS SHOWN,
 B. INSERT CABLE COMPLETELY WITH BRAID ON OUTSIDE
 OF CRIMP BODY
 C. CRIMP FERRULE USING AMPHENOL TOOL 227-944
 WITH DIE SET 227-1221-03,
 CAVITY 'B' (2.7mm HEX)
 D. SOLDER CONTACT TO CABLE CENTER
 CONDUCTOR AFTER CRIMPING.
 E. DEPRESS CAP AFTER SOLDERING TO COVER
 SOLDER ACCESS HOLE.

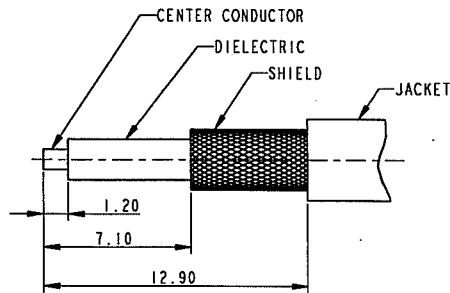
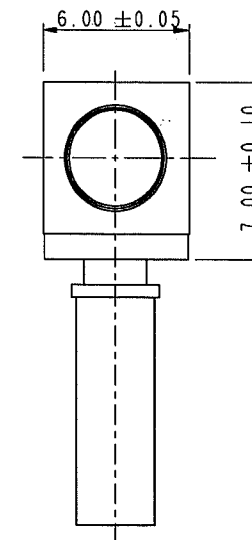
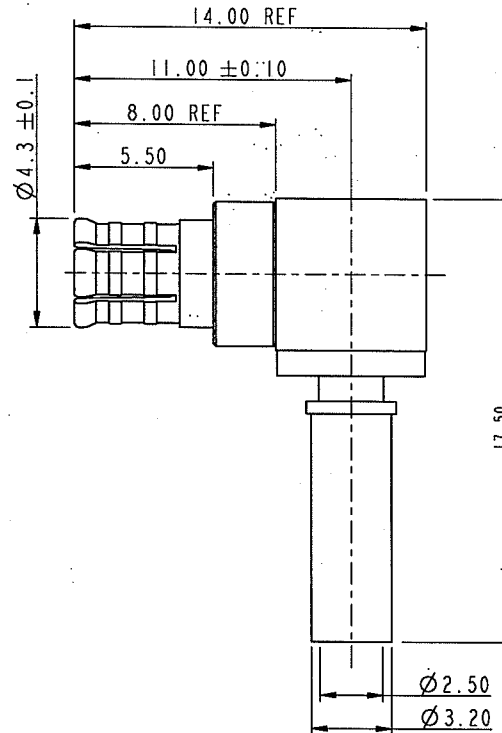
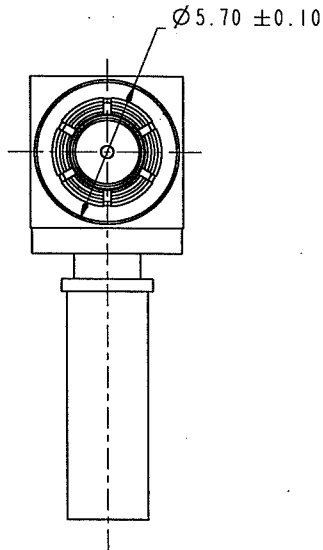
THIRD ANGLE PROJ.

REVISIONS

REV	DESCRIPTION	DATE	ECO	APPR
A	RELEASE TO MFG.	4/10/07	46488	NBP



SCALE 3.000



RECOMMENDED CABLE
STRIPPING DIMENSIONS

METRIC DRAWING

CUSTOMER OUTLINE DRAWING

ALL OTHER SHEETS ARE FOR INTERNAL USE ONLY

UNLESS OTHERWISE SPECIFIED, DIMENSIONS ARE METRIC AND TOLERANCES ARE: 1 PLACE DECIMAL ± 0.3MM (.012") 2 PLACE DECIMAL ± .10 MM (.004") ANGLES ± 1° NOTICE - These drawings, specifications, or other data (1) are, and remain the property of Amphenol Corp. (2) must be returned upon request; and (3) are confidential and not to be disclosed to any person other than those to whom they are given by Amphenol Corp. The furnishing of these drawings, specifications, or other data by Amphenol Corp., or to any other person in anyone for any purpose is not to be regarded by implication or otherwise in any manner licensing, granting rights to permitting such holder or any other person to manufacture, use or sell any product, process or design, patented or otherwise, that may in any way be related to or disclosed by said drawings, specifications, or other data.	MATERIAL	DRAWN PRAVEEN N.B	DATE 23-Mar-07	TITLE		Amphenol RF Danbury CT USA, Tainan, Taiwan, Shenzhen, China www.amphenolrf.com
	REFERENCE AND CONFIGURATION LEVEL:	ENGINEER PRAVEEN N.B	DATE 23-Mar-07	MATING PLUG TO RF SWITCH FOR RG-178 CABLE		
	FINISH	APPROVED M. HOYACK	DATE 3/28/07	SCALE: 5.0:1.0	SHEET 1 OF 1	ITEM NO.
		CAD FILE /902-9047		DWG SIZE B	CODE ID 74868	REV A