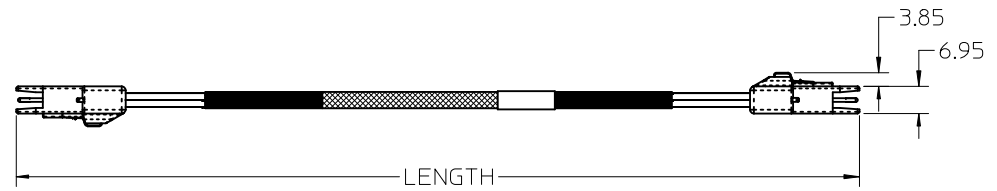
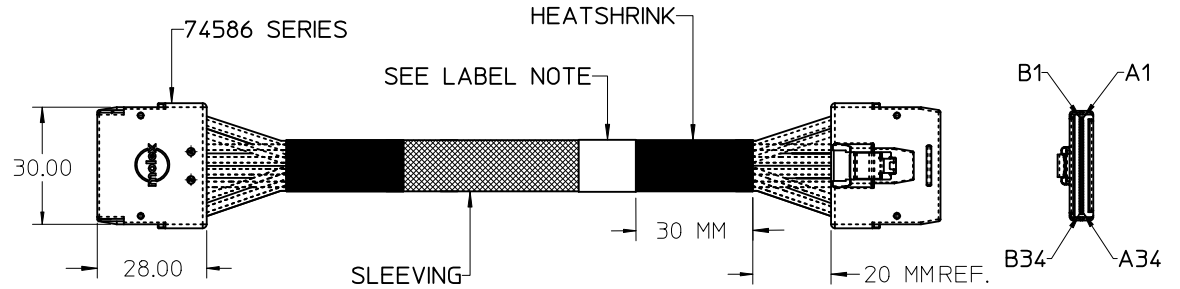


MOLEX P/N	SIDEBANDS	APPLICATION	SLEEVING	AWG	LENGTH(M)	Tol(+/-)	PINOUT
745862100	YES	CTRL TO BP	YES	30	0.5	0.015 PINOUT	1
745862101	YES	CTRL TO BP	YES	30	0.3	0.015 PINOUT	1
745862102	YES	CTRL TO BP	NO	30	0.152	0.015 PINOUT	1
745862103	YES	CTRL TO BP	YES	28	0.6	0.015 PINOUT	1
745862104	YES	CTRL TO BP	YES	28	1	0.015 PINOUT	1
745862105	YES	CTRL TO BP	YES	30	0.2	0.015 PINOUT	1
745862110	YES	CTRL TO CTRL	NO	30	0.152	0.015 PINOUT	2
745862111	YES	CTRL TO CTRL	YES	30	0.3	0.015 PINOUT	2
745862112	YES	CTRL TO CTRL	YES	30	0.5	0.015 PINOUT	2
745862113	YES	CTRL TO CTRL	YES	28	0.6	0.015 PINOUT	2
745862114	YES	CTRL TO CTRL	YES	28	1	0.015 PINOUT	2
745862120	YES	N/A	NO	30	0.152	0.015 PINOUT	3
745862121	YES	N/A	YES	30	0.5	0.015 PINOUT	3
745862122	YES	N/A	YES	30	0.3	0.015 PINOUT	3
745862123	YES	N/A	YES	28	0.6	0.015 PINOUT	3
745862124	YES	N/A	YES	28	1	0.015 PINOUT	3



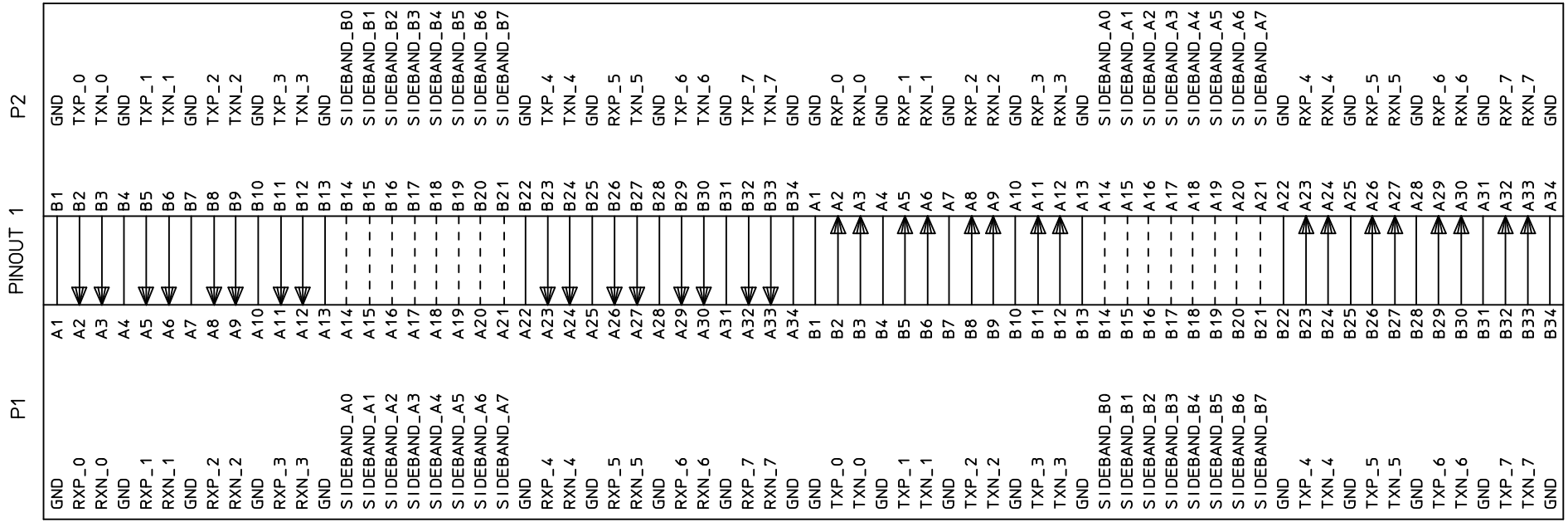
**NOTES:**

- MATERIAL:**  
 OVER MOLD - POLYBUTYLENE TEREPHTHALATE (PBT), 94-V0, GLASS FILLED 30%.  
 LATCH - STAINLESS STEEL ALLOY.  
 CABLE -  
 SIGNALS PVC INSULATION  
 SOLID COPPER SIGNAL AND DRAIN.  
 INNER DIELECTRIC IS POLYOLEFIN  
 TWIN-AX SHIELD IS ALUMINIZED POLYESTER FOIL.  
 JACKET - PVC RED  
 PCB - FR4
- PRODUCT TO PERFORM PER  
 PRODUCT SPECIFICATION: PS-79536-001.
- PRODUCT MATES TO 75783 (RIGHT ANGLE) AND 75784 (VERTICAL) SERIES.
- THIS PRODUCT CONFORMS TO THE MECHANICAL DIMENSIONING AND ELECTRICAL PERFORMANCE REQUIREMENTS OF SFF-8087.
- MINIMUM RECOMMENDED BEND RADIUS 28 MM.
- THIS PRODUCT MEETS THE RESTRICTION OF HAZARDOUS SUBSTANCES IN ELECTRICAL AND ELECTRONIC EQUIPMENT (RoHS) DIRECTIVE (2002/95/EC).
- LABEL INFO.  
 MOLEX  
 <<PART NUMBER>>  
 MADE IN CHINA  
 WW/YY



IPASS™ IS A TRADEMARK OF MOLEX.

SLEEVING COLUMN EC NO: USY2011-0002 IT DRWN: JERWIN 2007/10/12 CHKD: BSCHOESTER 2006/04/10 APPR: DDOYE 2010/07/07 REV	QUALITY SYMBOLS	GENERAL TOLERANCES (UNLESS SPECIFIED)	DIMENSION STYLE	SCALE	DESIGN UNITS	THIRD ANGLE PROJECTION
	▽=0 ▽=0	mm INCH 4 PLACES ± --- ± --- 3 PLACES ± --- ± --- 2 PLACES ± 0.25 ± --- 1 PLACE ± --- ± --- ANGULAR ± 1°	MM ONLY	1:1	METRIC	DRAWN BY DATE JERWIN 2006/04/10 CHECKED BY DATE THALL 2006/04/10 APPROVED BY DATE DDOYE 2006/04/10
		DRAFT WHERE APPLICABLE MUST REMAIN WITHIN DIMENSIONS				TITLE IPASS(MINI-SAS) INTERNAL CABLE 68 CKT 8X W/ SIDEBANDS MOLEX INCORPORATED
						MATERIAL NO. SEE CHART DOCUMENT NO. SD-74586-200 SHEET NO. 1 OF 4

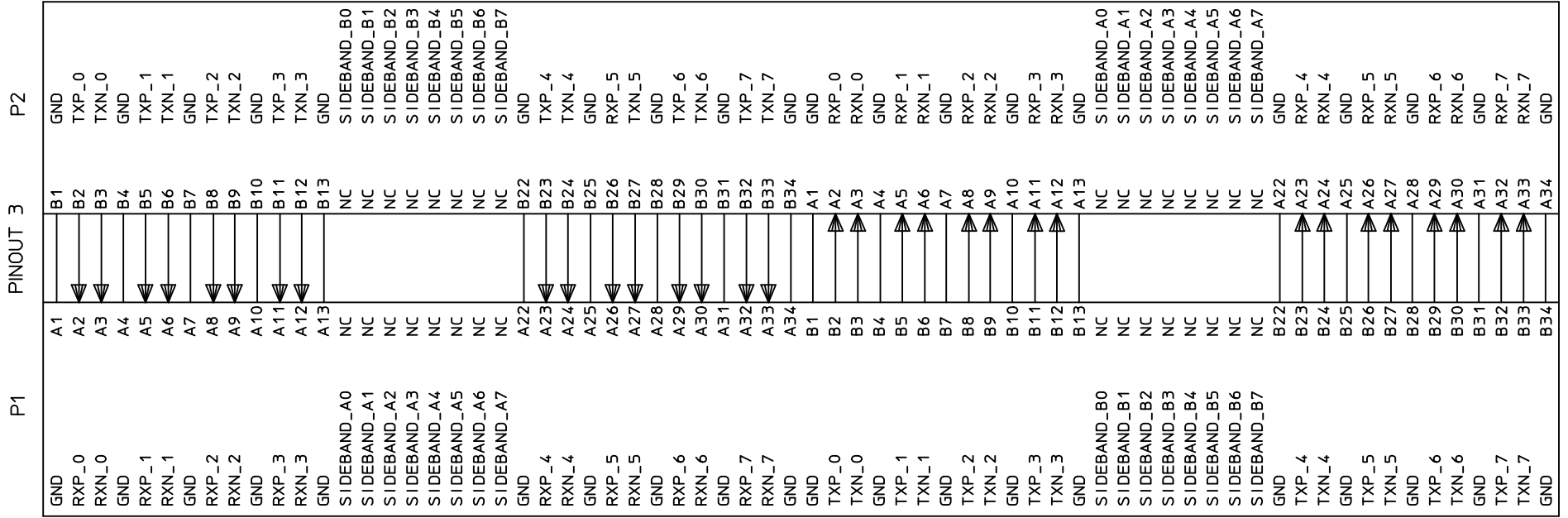


NOTE  
1. ALL SIGNAL GROUNDS ARE BUSSED IN PCB.

<b>SLEEVING COLUMN</b> EC NO: USY2011-0002 DRWN: JERWIN 2007/10/12 CHKD: BSCHOESTER 2006/04/10 APPR: DDOYVE 2010/07/07	QUALITY SYMBOLS ▽=0 ▽=0	GENERAL TOLERANCES (UNLESS SPECIFIED) 4 PLACES ± --- ± --- 3 PLACES ± --- ± --- 2 PLACES ± 0.25 ± --- 1 PLACE ± --- ± --- ANGULAR ± 1°	DIMENSION STYLE <b>MM ONLY</b> DRAWN BY DATE JERWIN 2006/04/10 CHECKED BY DATE THALL 2006/04/10 APPROVED BY DATE DDOYVE 2006/04/10	SCALE <b>1:1</b> DESIGN UNITS <b>METRIC</b> THIRD ANGLE PROJECTION	IPASS™ IS A TRADEMARK OF MOLEX <b>IPASS(MINI-SAS)                  INTERNAL CABLE 68 CKT                  8X W/ SIDEBANDS</b>	
	DRAFT WHERE APPLICABLE MUST REMAIN WITHIN DIMENSIONS		MATERIAL NO. <b>SEE CHART</b>	TITLE <b>MOLEX INCORPORATED</b>	DOCUMENT NO. <b>SD-74586-200</b>	SHEET NO. <b>2 OF 4</b>
	THIS DRAWING CONTAINS INFORMATION THAT IS PROPRIETARY TO MOLEX INCORPORATED AND SHOULD NOT BE USED WITHOUT WRITTEN PERMISSION					
	SIZE <b>B</b>					

	P1	PINOUT 2	P2
GND	A1	B1	GND
RXP_0	A2	B2	TXP_0
RXN_0	A3	B3	TXN_0
GND	A4	B4	GND
RXP_1	A5	B5	TXP_1
RXN_1	A6	B6	TXN_1
GND	A7	B7	GND
RXP_2	A8	B8	TXP_2
RXN_2	A9	B9	TXN_2
GND	A10	B10	GND
RXP_3	A11	B11	TXP_3
RXN_3	A12	B12	TXN_3
GND	A13	B13	GND
SIDE BAND_A0	A14	B21	SIDE BAND_B0
SIDE BAND_A1	A15	B20	SIDE BAND_B1
SIDE BAND_A2	A16	B19	SIDE BAND_B2
SIDE BAND_A3	A17	B18	SIDE BAND_B3
SIDE BAND_A4	A18	B17	SIDE BAND_B4
SIDE BAND_A5	A19	B16	SIDE BAND_B5
SIDE BAND_A6	A20	B15	SIDE BAND_B6
SIDE BAND_A7	A21	B14	SIDE BAND_B7
GND	A22	B22	GND
RXP_4	A23	B23	TXP_4
RXN_4	A24	B24	TXN_4
GND	A25	B25	GND
RXP_5	A26	B26	RXP_5
RXN_5	A27	B27	TXN_5
GND	A28	B28	GND
RXP_6	A29	B29	TXP_6
RXN_6	A30	B30	TXN_6
GND	A31	B31	GND
RXP_7	A32	B32	TXP_7
RXN_7	A33	B33	TXN_7
GND	A34	B34	GND
GND	B1	A1	GND
TXP_0	B2	A2	RXP_0
TXN_0	B3	A3	RXN_0
GND	B4	A4	GND
TXP_1	B5	A5	RXP_1
TXN_1	B6	A6	RXN_1
GND	B7	A7	GND
TXP_2	B8	A8	RXP_2
TXN_2	B9	A9	RXN_2
GND	B10	A10	GND
TXP_3	B11	A11	RXP_3
TXN_3	B12	A12	RXN_3
GND	B13	A13	GND
SIDE BAND_B0	B14	A21	SIDE BAND_A0
SIDE BAND_B1	B15	A20	SIDE BAND_A1
SIDE BAND_B2	B16	A19	SIDE BAND_A2
SIDE BAND_B3	B17	A18	SIDE BAND_A3
SIDE BAND_B4	B18	A17	SIDE BAND_A4
SIDE BAND_B5	B19	A16	SIDE BAND_A5
SIDE BAND_B6	B20	A15	SIDE BAND_A6
SIDE BAND_B7	B21	A14	SIDE BAND_A7
GND	B22	A22	GND
TXP_4	B23	A23	RXP_4
TXN_4	B24	A24	RXN_4
GND	B25	A25	GND
TXP_5	B26	A26	RXP_5
TXN_5	B27	A27	RXN_5
GND	B28	A28	GND
TXP_6	B29	A29	RXP_6
TXN_6	B30	A30	RXN_6
GND	B31	A31	GND
TXP_7	B32	A32	RXP_7
TXN_7	B33	A33	RXN_7
GND	B34	A34	GND

<b>SLEEVING COLUMN</b> EC NO: USY2011-0002 DRAWN: JERWIN 2007/10/12 CHKD: BSCHOESTER 2006/04/10 APPR: DDOYE 2010/07/07	QUALITY SYMBOLS ▽=0 ▽=0	GENERAL TOLERANCES (UNLESS SPECIFIED) <table border="1"> <thead> <tr> <th></th> <th>mm</th> <th>INCH</th> </tr> </thead> <tbody> <tr> <td>4 PLACES</td> <td>± ---</td> <td>± ---</td> </tr> <tr> <td>3 PLACES</td> <td>± ---</td> <td>± ---</td> </tr> <tr> <td>2 PLACES</td> <td>± 0.25</td> <td>± ---</td> </tr> <tr> <td>1 PLACE</td> <td>± ---</td> <td>± ---</td> </tr> </tbody> </table>		mm	INCH	4 PLACES	± ---	± ---	3 PLACES	± ---	± ---	2 PLACES	± 0.25	± ---	1 PLACE	± ---	± ---	DIMENSION STYLE <b>MM ONLY</b>	SCALE <b>1:1</b>	DESIGN UNITS <b>METRIC</b>	THIRD ANGLE PROJECTION
		mm	INCH																		
	4 PLACES	± ---	± ---																		
	3 PLACES	± ---	± ---																		
2 PLACES	± 0.25	± ---																			
1 PLACE	± ---	± ---																			
DRAFT WHERE APPLICABLE MUST REMAIN WITHIN DIMENSIONS	DRAWN BY JERWIN	DATE 2006/04/10	CHECKED BY THALL	DATE 2006/04/10	TITLE <b>IPASS(MINI-SAS)                  INTERNAL CABLE 68 CKT                  8X W/ SIDEBANDS</b>																
	APPROVED BY DDOYE	DATE 2006/04/10	MATERIAL NO. <b>SEE CHART</b>		MOLEX INCORPORATED																
			DOCUMENT NO. <b>SD-74586-200</b>	SHEET NO. <b>3 OF 4</b>																	



<b>SLEEVING COLUMN</b> EC NO: USY2011-0002 DRAWN: JERWIN 2007/10/12 CHKD: BSCHOESTER 2006/04/10 APPR: DDOY 2010/07/07	QUALITY SYMBOLS ▽=0 ▽=0	GENERAL TOLERANCES (UNLESS SPECIFIED) mm INCH 4 PLACES ± --- ± --- 3 PLACES ± --- ± --- 2 PLACES ± 0.25 ± --- 1 PLACE ± --- ± --- ANGULAR ± 1°	DIMENSION STYLE <b>MM ONLY</b> DRAWN BY DATE JERWIN 2006/04/10 CHECKED BY DATE THALL 2006/04/10 APPROVED BY DATE DDOYE 2006/04/10	SCALE <b>1:1</b> DESIGN UNITS <b>METRIC</b> THIRD ANGLE PROJECTION	
	DRAFT WHERE APPLICABLE MUST REMAIN WITHIN DIMENSIONS			MATERIAL NO. <b>SEE CHART</b>	TITLE <b>IPASS(MINI-SAS) INTERNAL CABLE 68 CKT 8X W/ SIDEBANDS</b>
				MOLEX INCORPORATED	SHEET NO. <b>4 OF 4</b>
				DOCUMENT NO. <b>SD-74586-200</b>	