



## Printed-circuit board connector - DFMC 1,5/17-STF-3,5 - 1790441

Please be informed that the data shown in this PDF Document is generated from our Online Catalog. Please find the complete data in the user's documentation. Our General Terms of Use for Downloads are valid (<http://download.phoenixcontact.com>)

Plug component, Nominal current: 8 A, Rated voltage (III/2): 160 V, Number of positions: 17, Pitch: 3.5 mm, Connection method: Spring-cage conn., Color: green, Contact surface: Tin



### Key commercial data

Packing unit	1 PCE
GTIN	 4 046356 594899
Custom tariff number	85366990
Country of origin	GERMANY

### Technical data

#### Dimensions / positions

Length	22.65 mm
Height	13.25 mm
Pitch	3.5 mm
Dimension a	56 mm
Number of positions	17

#### Technical data

Range of articles	DFMC 1,5/...-STF
Insulating material group	I
Rated surge voltage (III/3)	2.5 kV
Rated surge voltage (III/2)	2.5 kV
Rated surge voltage (II/2)	2.5 kV
Rated voltage (III/2)	160 V
Rated voltage (II/2)	250 V
Connection in acc. with standard	EN-VDE

# Printed-circuit board connector - DFMC 1,5/17-STF-3,5 - 1790441

## Technical data

### Technical data

Nominal current $I_N$	8 A
Nominal voltage $U_N$	160 V
Nominal cross section	1.5 mm <sup>2</sup>
Maximum load current	8 A
Insulating material	PA
Inflammability class according to UL 94	V0
Internal cylindrical gage	A1
Stripping length	10 mm
Nominal voltage, UL/CUL Use Group B	150 V
Nominal current, UL/CUL Use Group B	8 A

### Connection data

Conductor cross section solid min.	0.2 mm <sup>2</sup>
Conductor cross section solid max.	1.5 mm <sup>2</sup>
Conductor cross section stranded min.	0.2 mm <sup>2</sup>
Conductor cross section stranded max.	1.5 mm <sup>2</sup>
Conductor cross section stranded, with ferrule without plastic sleeve min.	0.25 mm <sup>2</sup>
Conductor cross section stranded, with ferrule without plastic sleeve max.	1.5 mm <sup>2</sup>
Conductor cross section stranded, with ferrule with plastic sleeve min.	0.25 mm <sup>2</sup>
Conductor cross section stranded, with ferrule with plastic sleeve max.	0.75 mm <sup>2</sup>
Conductor cross section AWG/kcmil min.	24
Conductor cross section AWG/kcmil max	16
Minimum AWG according to UL/CUL	16
Maximum AWG according to UL/CUL	24

## Classifications

### ETIM

ETIM 4.0	EC002638
ETIM 5.0	EC002638

### UNSPSC

UNSPSC 11	39121409
UNSPSC 12.01	39121409
UNSPSC 13.2	39121409
UNSPSC 6.01	30211810
UNSPSC 7.0901	39121409

# Printed-circuit board connector - DFMC 1,5/17-STF-3,5 - 1790441

## Classifications

eCl@ss

eCl@ss 4.0	272607xx
eCl@ss 4.1	27260701
eCl@ss 5.0	27260701
eCl@ss 5.1	27141190
eCl@ss 6.0	27260704
eCl@ss 7.0	27440402

## Approvals

Approvals


Approvals


UL Recognized / cUL Recognized / cULus Recognized

Ex Approvals

Approvals submitted

## Approval details

UL Recognized 			
		B	C
mm <sup>2</sup> /AWG/kcmil	16-24	16-24	
Nominal current I <sub>N</sub>	8 A	8 A	
Nominal voltage U <sub>N</sub>	150 V	50 V	

cUL Recognized 			
		B	C
mm <sup>2</sup> /AWG/kcmil	16-24	16-24	
Nominal current I <sub>N</sub>	8 A	8 A	
Nominal voltage U <sub>N</sub>	150 V	50 V	

# Printed-circuit board connector - DFMC 1,5/17-STF-3,5 - 1790441

## Approvals



## Drawings

Dimensioned drawing

