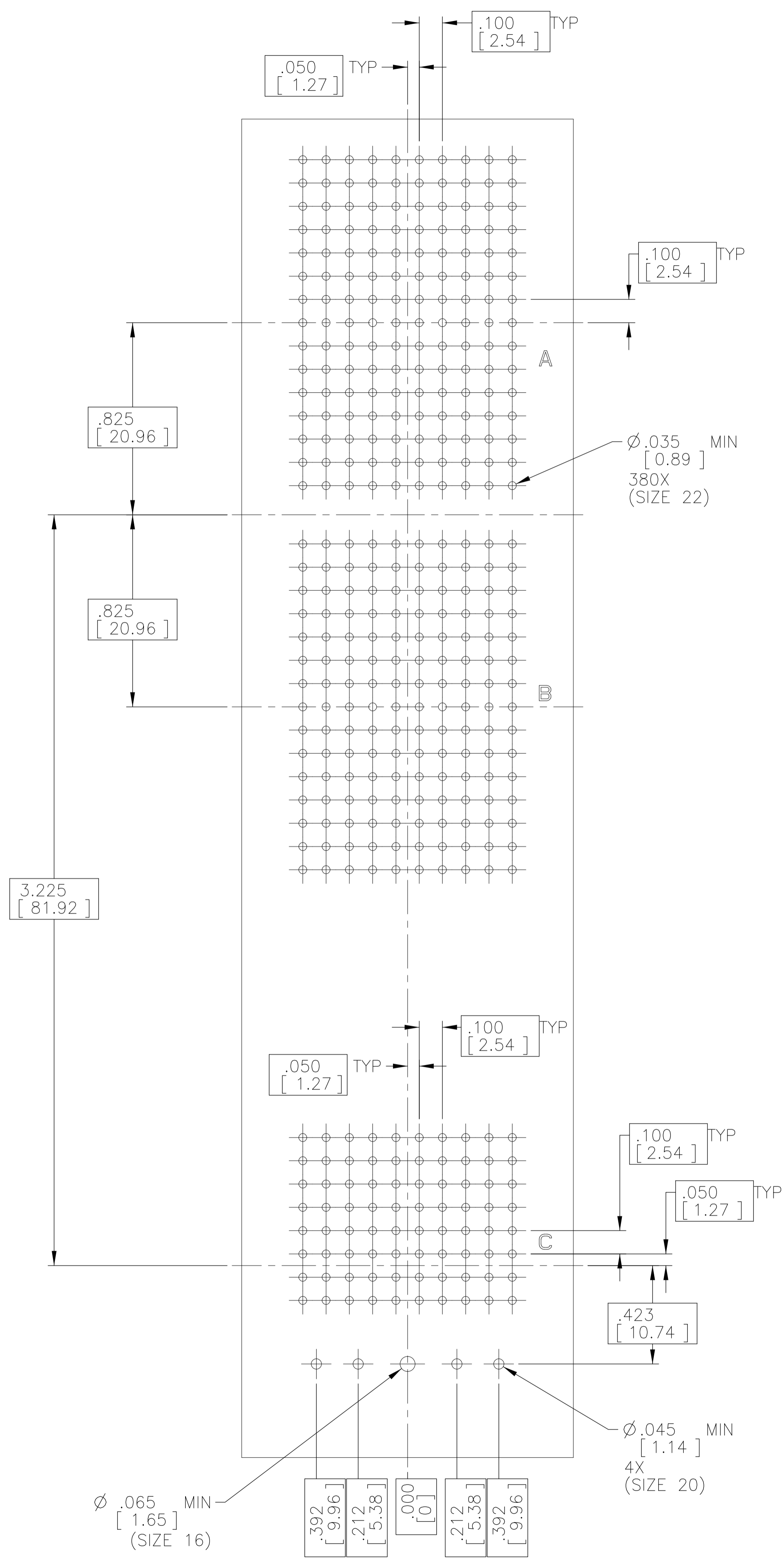


REVISONS		DATE	DNW	APVD
LOC	DIST	DESCRIPTION		
E	REV PER ECO	15-010654	8-20-15	CT MS



- CONNECTOR DIMENSIONS ARE PER ARINC 600 SPECIFICATION.
- CONNECTOR IS SUPPLIED WITH CONTACTS AS LISTED IN TABLE.
- KEYING SHOWN IN POSITION "01" FOR ILLUSTRATION ONLY. CONNECTORS SHIPPED WITH KEYING INSTALLED IN POSITION PER TABLE. FOR POSITION "00" KEYING HARDWARE SHIPPED UNASSEMBLED.

COMPONENT	MATERIAL	FINISH
SHELL	DIE CAST ALUMINUM PER ASTM-B-85	ELECTROLESS NICKEL PER MIL-C-26074
INSERT RETENTION PLATES	ALUMINUM ALLOY PER ASTM-B-209	ELECTROLESS NICKEL PER MIL-C-26074
FLAT HEAD SCREWS	STAINLESS STEEL	PASSIVATED
POLARIZING KEYS	ZINC ALLOY PER ASTM-B-86	-
INSERTS	THERMOSET OR THERMOPLASTIC PPS PER MIL-M-24519	-
POLARIZING KEY RETAINING PLATE	ALUMINUM ALLOY PER ASTM-B-209	BLUE ANODIZED PER MIL-A-8625
-	-	-

47	MODULE A 211431-4 (SIZE 22 POSTED; QTY=150) MODULE B 211431-4 (SIZE 22 POSTED; QTY=150) MODULE C 211431-4 (SIZE 22 POSTED; QTY=80) 2-448138-6 (SIZE 20 POSTED; QTY=4) 2-448139-5 (SIZE 16 POSTED; QTY=1)	1883329-3
01	MODULE A NONE MODULE B NONE MODULE C NONE	1883329-2
01	MODULE A 211431-4 (SIZE 22 POSTED; QTY=150) MODULE B 211431-4 (SIZE 22 POSTED; QTY=150) MODULE C 211431-4 (SIZE 22 POSTED; QTY=80) 2-448138-6 (SIZE 20 POSTED; QTY=4) 2-448139-5 (SIZE 16 POSTED; QTY=1)	1883329-1
KEYING POSITION	CONTACTS INCLUDED AND INSTALLED	PART NUMBER

Ø .065 MIN
[1.65]
(SIZE 16)

RECOMMENDED P.C.BOARD LAYOUT
(BACK SIDE)
SCALE 3:1

THIS DRAWING IS A CONTROLLED DOCUMENT.

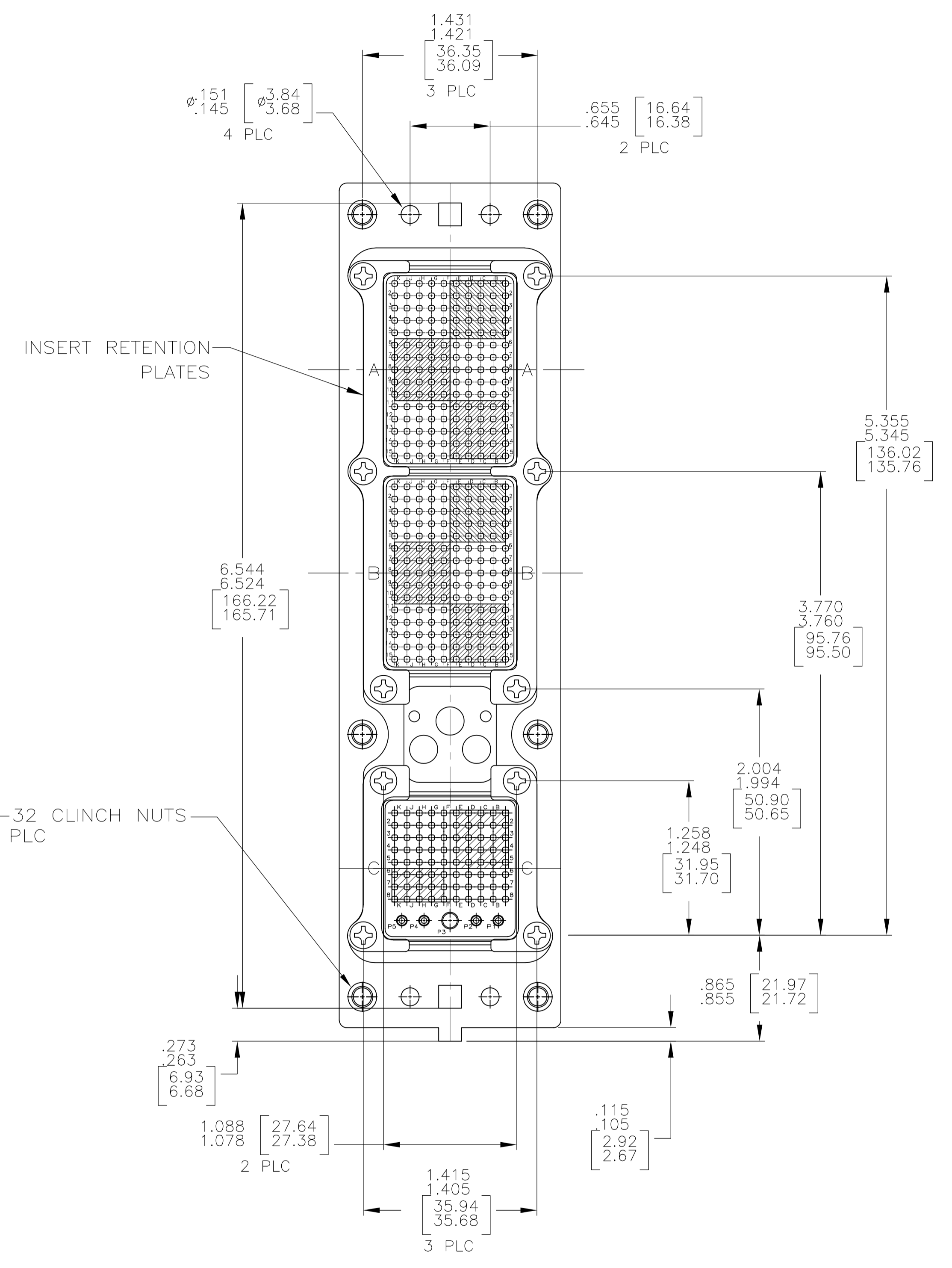
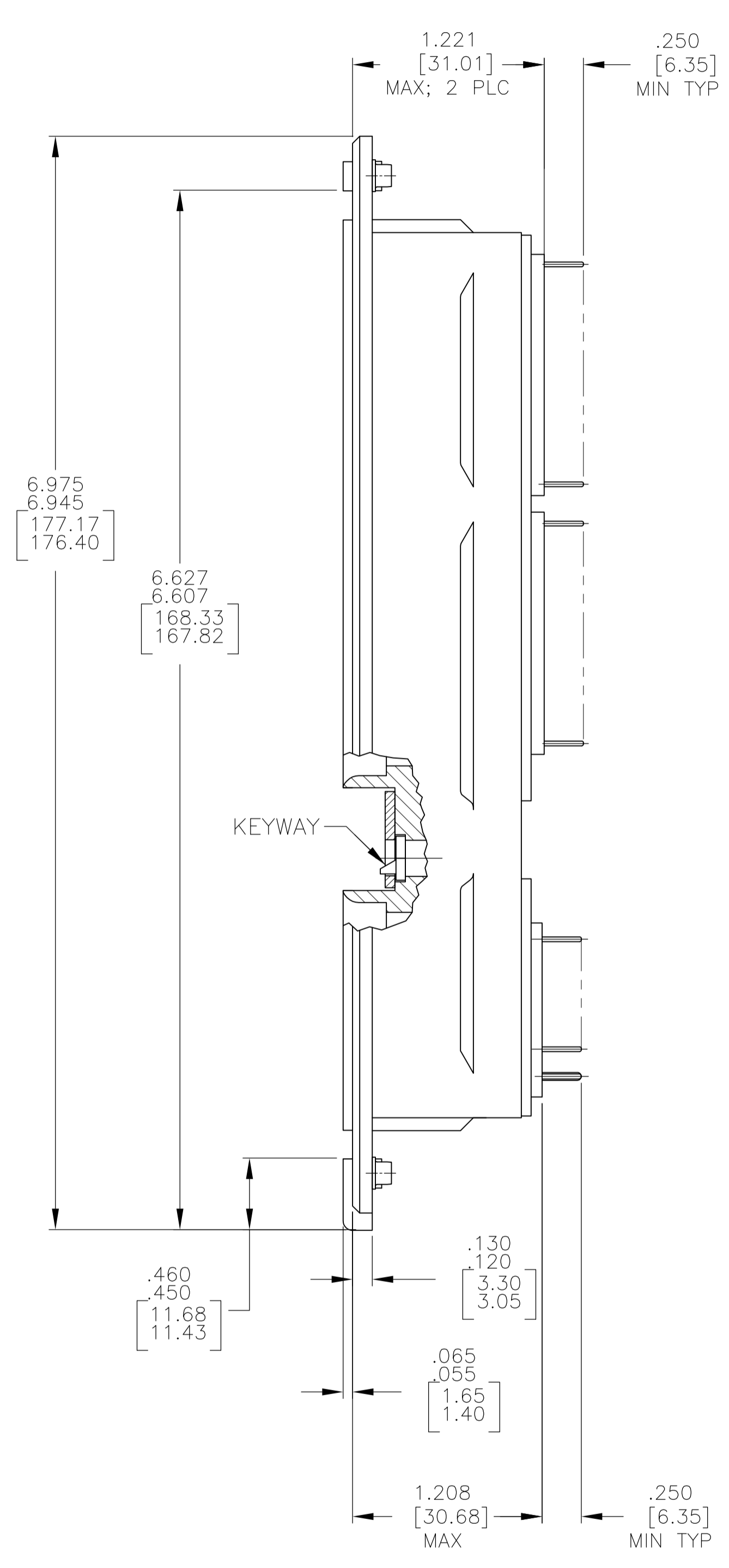
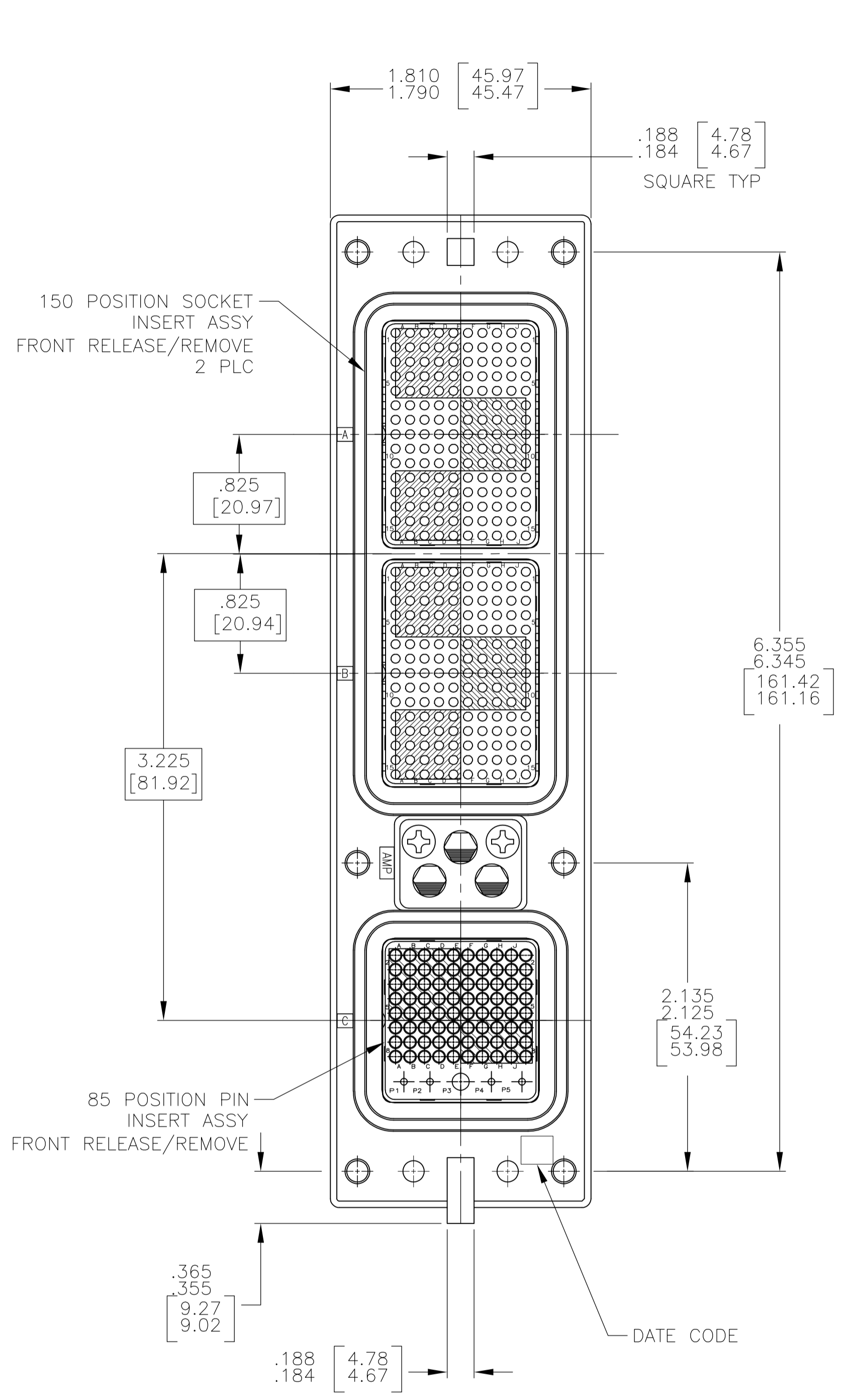
DIMENSIONS: INCHES	TOLERANCES UNLESS OTHERWISE SPECIFIED:	0 PLC ± -	1 PLC ± -	2 PLC ± -	3 PLC ± -	4 PLC ± -	ANGLES ± -
--------------------	--	-----------	-----------	-----------	-----------	-----------	------------

STE TE Connectivity

RCPT ASSY, SIZE 2, ARINC 600 (150/150/85)

SCALE 1:1 SHEET 1 OF 2 REV E

LOC		DIST		REVISIONS			
P	LTR	DESCRIPTION	DATE	DN	APVD		
-	-	SEE SHEET #1	-	-	-	-	-



THIS DRAWING IS A CONTROLLED DOCUMENT.		DIN C.C.THOMAS 4-24-06	TE Connectivity
DIMENSIONS: INCHES		CHK K.HOGAN 4-24-06	
TOLERANCES UNLESS OTHERWISE SPECIFIED:		APVD K.HOGAN 4-24-06	NAME RCPT ASSY, SIZE 2, ARINC 600 (150/150/85)
0 PLC ± .005	1 PLC ± .005	PRODUCT SPEC	APPLICATION SPEC
2 PLC ± .005	3 PLC ± .005	SIZE A1	CAGE CODE 00779
4 PLC ± .005	ANGLES ± .005	DRAWING NO. 1883329	RESTRICTED TO
MATERIAL SEE TABLE	FINISH SEE TABLE	WEIGHT -	CUSTOMER DRAWING
		SCALE 1:1	SHEET 2 OF 2