


Single relay - REL-PR3- 24DC/3X1 - 2903706

Please be informed that the data shown in this PDF Document is generated from our Online Catalog. Please find the complete data in the user's documentation. Our General Terms of Use for Downloads are valid (<http://phoenixcontact.com/download>)



Plug-in high-power relay with power contacts, 3 N/O contacts, coil voltage: 24 V DC

Key Commercial Data

Packing unit	1 STK
GTIN	 4 046356 759182
GTIN	4046356759182

Technical data

Dimensions

Width	38.6 mm
Height	45.5 mm
Depth	36.1 mm

Ambient conditions

Ambient temperature (operation)	-40 °C ... 70 °C
Ambient temperature (storage/transport)	-40 °C ... 85 °C

Coil side

Nominal input voltage U_N	24 V DC
Input voltage range in reference to U_N	see diagram
Typical input current at U_N	70 mA
Typical response time	20 ms
Typical release time	15 ms
Power dissipation for nominal condition	1.68 W

Contact side

Contact type	3 N/O contacts
Type of switch contact	Single contact

Single relay - REL-PR3- 24DC/3X1 - 2903706

Technical data

Contact side

Contact material	AgNi
Maximum switching voltage	440 V AC
	250 V DC
Minimum switching voltage	10 V (At 24 mA)
Min. switching current	10 mA (at 24 V)
Maximum inrush current	50 A (20 ms, N/O contact)
Limiting continuous current	16 A
Interrupting rating (ohmic load) max.	384 W (at 24 V DC)
	720 W (at 48 V DC)
	600 W (at 60 V DC)
	660 W (at 110 V DC)
	183 W (at 220 V DC)
	4000 VA (for 250 V AC)
	4000 VA (At 440 V AC)
Switching capacity in acc. with DIN VDE 0660/IEC 60947	1 A (at 24 V, DC13)
	1 A (at 120 V, DC13)
	1 A (at 220 V, DC13)
	1.5 A (at 24 V, AC15)
	1.5 A (at 120 V, AC15)
	1.5 A (at 240 V, AC15)
3-phase motor load	1500 W (at 400 V, AC3)
Motor load according to UL 508	1/3 HP, 120 V AC (single-phase AC motor)
	1/2 HP, 240 V AC (single-phase AC motor)
	1/2 HP, 240 V AC (three-phase induction motor)

General

Test voltage relay winding/relay contact	2.5 kV _{rms} (50 Hz, 1 min.)
Test voltage relay contact/relay contact	2.5 kV _{rms} (50 Hz, 1 min.)
Test voltage N/O contact/N/O contact	2.5 kV _{rms} (50 Hz, 1 min.)
Operating mode	100% operating factor
Degree of protection	RT I
Mechanical service life	Approx. 10 ⁷ cycles
Mounting position	any

Standards and Regulations

Connection in acc. with standard	CSA
Standards/regulations	IEC 60664
	IEC 61810
Rated insulation voltage	250 V AC
Rated surge voltage	4 kV
Insulation	Basic insulation

Single relay - REL-PR3- 24DC/3X1 - 2903706

Technical data

Standards and Regulations

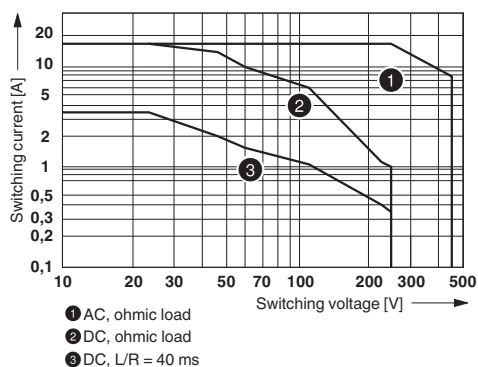
Degree of pollution	3
Overvoltage category	III

Environmental Product Compliance

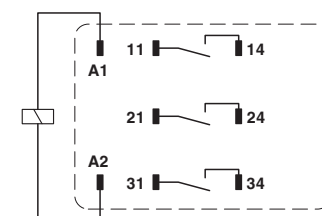
China RoHS	Environmentally Friendly Use Period = 50
	For details about hazardous substances go to tab "Downloads", Category "Manufacturer's declaration"

Drawings

Diagram

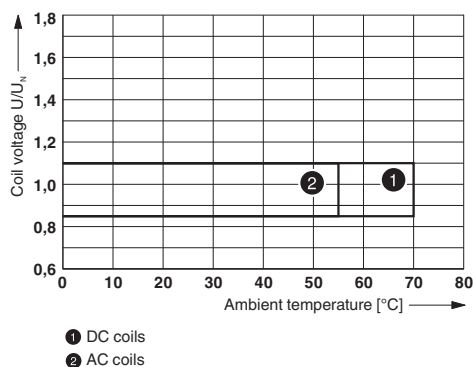


Circuit diagram

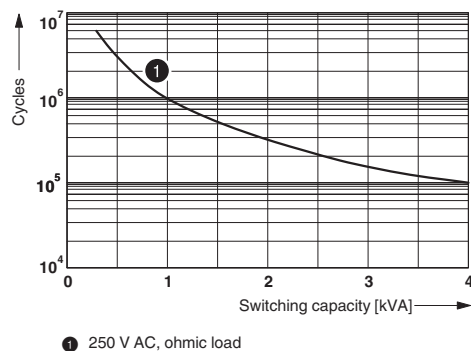


Interrupting rating

Diagram



Diagram

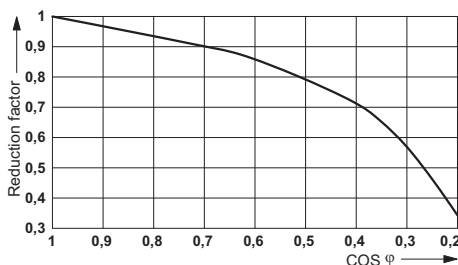


Operating voltage range

Electrical service life

Single relay - REL-PR3- 24DC/3X1 - 2903706

Diagram



Service life reduction factor

Approvals

Approvals

Approvals

CSA / UL Recognized / cUL Recognized / EAC / cULus Recognized

Ex Approvals

Approval details

CSA		http://www.csagroup.org/services/testing-and-certification/certified-product-listing/	2554095
UL Recognized		http://database.ul.com/cgi-bin/XYV/template/LISEXT/1FRAME/index.htm	FILE E 172140
cUL Recognized		http://database.ul.com/cgi-bin/XYV/template/LISEXT/1FRAME/index.htm	FILE E 172140
EAC			RU C-DE.A*30.B.01082

Single relay - REL-PR3- 24DC/3X1 - 2903706

Approvals

cULus Recognized



<http://database.ul.com/cgi-bin/XYV/template/LISEXT/1FRAME/index.htm>

Phoenix Contact 2017 © - all rights reserved
<http://www.phoenixcontact.com>

PHOENIX CONTACT GmbH & Co. KG
Flachsmarktstr. 8
32825 Blomberg
Germany
Tel. +49 5235 300
Fax +49 5235 3 41200
<http://www.phoenixcontact.com>